


Name:

Common Core Geometry Regents Review Packet!

Mr. Schlansky

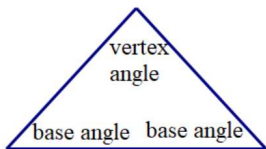




Isosceles Triangles with Vocabulary

Isosceles triangles have congruent sides opposite congruent angles. The congruent angles are called base angles and the non-congruent angle is called the vertex angle.

The angles of a triangle add to equal 180° .



1. In $\triangle XYZ$, $\angle X$ and $\angle Z$ are the base angles. If $m\angle Z = 41^\circ$, find the measure of $\angle Y$.

2. In $\triangle PQR$, $\angle Q$ is the vertex angle. If $\angle Q = 94^\circ$, find the measure of $\angle P$.

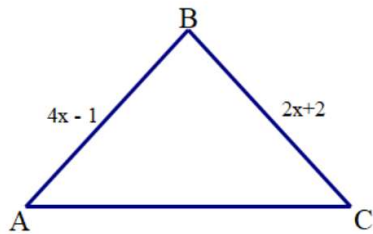
3. An isosceles triangle has a base angle of 40° . What is the measure of the vertex angle?

4. An isosceles triangle has a vertex angle of 46° . What is the measure of one of the base angles?

5. The measure of one of the base angles of an isosceles triangle is 42° . The measure of an exterior angle at the vertex of the triangle is

- 1) 42°
- 2) 84°
- 3) 96°
- 4) 138°

6. In $\triangle ABC$, $\angle A$ and $\angle C$ are the base angles. Find \overline{BC}



7. In $\triangle DEF$, $\angle F$ is the vertex angle. If $\overline{DF} = 5x + 4$, $\overline{DE} = 12x - 4$, and $\overline{EF} = 7x$, find \overline{DE} .

8. In triangle CEM , $CE = 3x + 10$, $ME = 5x - 14$, and $CM = 2x - 6$. Determine and state the value of x that would make CEM an isosceles triangle with the vertex angle at E .



Largest/Smallest Sides/Angles in a Triangle

The largest side is opposite the largest angle

The smallest side is opposite the smallest angle

1. In $\triangle ROY$, $m\angle R = 50^\circ$ and $m\angle O = 95^\circ$. What is the largest angle of $\triangle ROY$? What is the smallest angle of $\triangle ROY$?

2. In triangle SPY, $m\angle S = 35^\circ$ and $m\angle Y = 70^\circ$. What is the largest side of triangle SPY?

3. In $\triangle ABC$, $m\angle A = 45$ and $m\angle B = 60$. What is the largest side of $\triangle ABC$? What is the smallest side of $\triangle ABC$?

4. In $\triangle CAT$, $m\angle C = 65$, $m\angle A = 40$, and B is a point on side \overline{CA} , such that $\overline{TB} \perp \overline{CA}$. Which line segment is shortest?

- 1) \overline{CT}
- 2) \overline{BC}
- 3) \overline{TB}
- 4) \overline{AT}

5. In $\triangle ABC$, $\angle A \cong \angle B$ and $\angle C$ is an obtuse angle. Which statement is true?

- 1) $\overline{AC} \cong \overline{AB}$ and \overline{BC} is the longest side.
- 2) $\overline{AC} \cong \overline{BC}$ and \overline{AB} is the longest side.
- 3) $\overline{AC} \cong \overline{AB}$ and \overline{BC} is the shortest side.
- 4) $\overline{AC} \cong \overline{BC}$ and \overline{AB} is the shortest side.

6. In $\triangle ABC$, $m\angle A = 60$, $m\angle B = 80$, and $m\angle C = 40$. Which inequality is true?

- 1) $\overline{AB} > \overline{BC}$
- 2) $\overline{AC} > \overline{BC}$
- 3) $\overline{AC} < \overline{BA}$
- 4) $\overline{BC} < \overline{BA}$

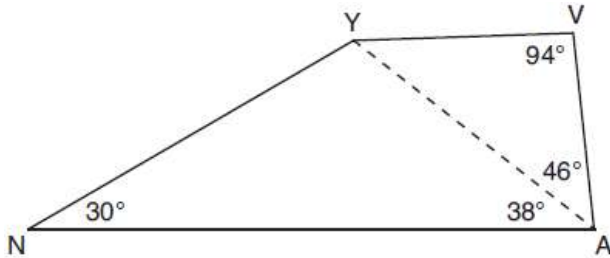
7. In $\triangle ABC$, side \overline{BC} is extended through C to D . If $m\angle A = 30^\circ$ and $m\angle ACD = 110^\circ$, what is the longest side of $\triangle ABC$?

- | | |
|--------------------|--------------------|
| 1) \overline{AC} | 3) \overline{AB} |
| 2) \overline{BC} | 4) \overline{CD} |

8. In the diagram of quadrilateral $NAVY$ below, $m\angle YNA = 30^\circ$, $m\angle YAN = 38^\circ$, $m\angle AVY = 94^\circ$, and $m\angle VAY = 46^\circ$.

Which segment has the shortest length?

- | | |
|--------------------|--------------------|
| 1) \overline{AY} | 3) \overline{VA} |
| 2) \overline{NY} | 4) \overline{VY} |



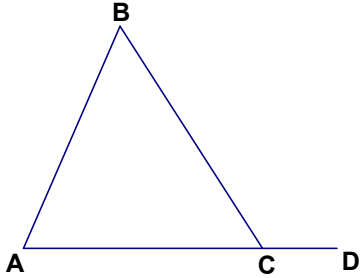
Exterior Angle Theorem

In a triangle, the sum of the two non-adjacent interior angles add to equal the exterior angle.

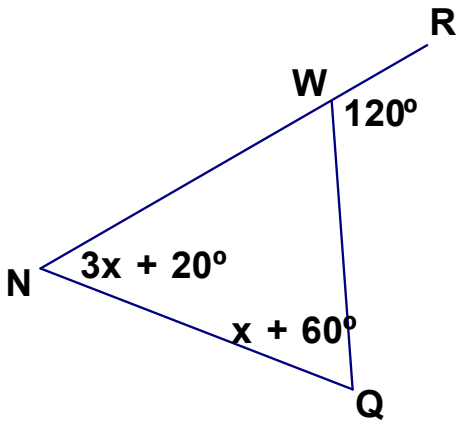
Interior + Interior = Exterior



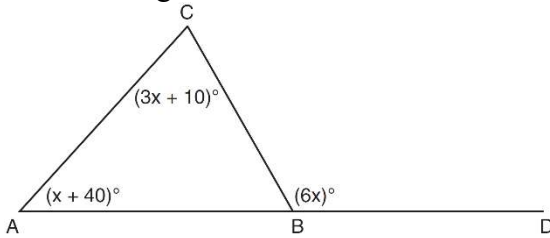
1. If $m\angle BCD = 110^\circ$ and $m\angle ABC = 40^\circ$, find $m\angle BAC$



2. Find the measure of $\angle QNW$ below



3. In the diagram of $\triangle ABC$ below, \overline{AB} is extended to point D .

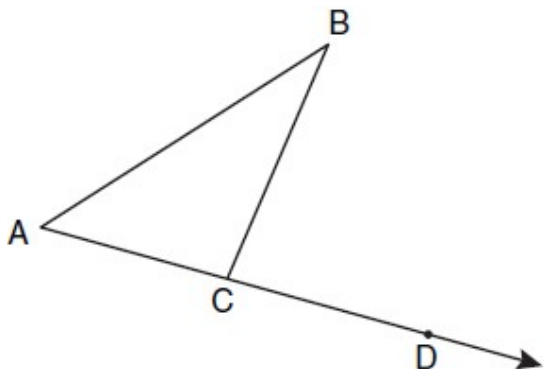


If $m\angle CAB = x + 40$, $m\angle ACB = 3x + 10$, $m\angle CBD = 6x$, what is $m\angle CAB$?

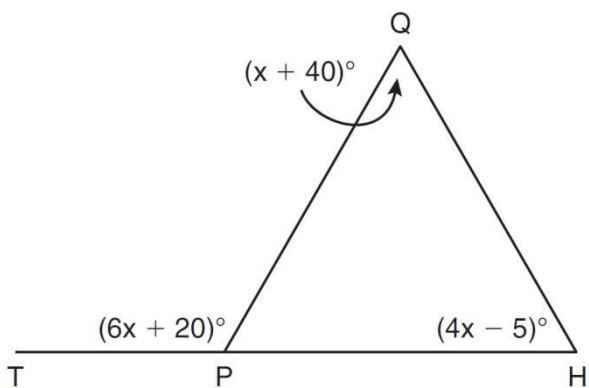
- 1) 13
- 2) 25
- 3) 53
- 4) 65

4. In the diagram below, $\triangle ABC$ is shown with \overline{AC} extended through point D .

If $m\angle BCD = 6x + 2$, $m\angle BAC = 3x + 15$, and $m\angle ABC = 2x - 1$, what is the value of x ?



5. In the diagram below of $\triangle HQP$, side \overline{HP} is extended through P to T , $m\angle QPT = 6x + 20$, $m\angle HQP = x + 40$, and $m\angle PHQ = 4x - 5$. Find $m\angle QPT$.

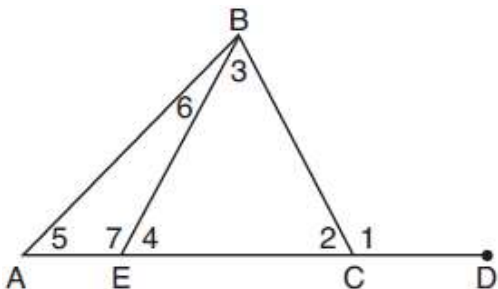


(Not drawn to scale)

6. In the diagram below of triangle ABC , \overline{AC} is extended through point C to point D , and \overline{BE} is drawn to \overline{AC} .

Which equation is always true?

- 1) $m\angle 1 = m\angle 3 + m\angle 2$
- 2) $m\angle 5 = m\angle 3 - m\angle 2$
- 3) $m\angle 6 = m\angle 3 - m\angle 2$
- 4) $m\angle 7 = m\angle 3 + m\angle 2$





Triangle Inequality Theorem:

The two smallest sides of a triangle must add up to be greater than the third side.

If given two sides, add those two sides onto each of the choices and do the same thing.

1. Which of the following cannot make up the three sides of a triangle?

- 1) {3,5,4}
- 2) {2,2,3}
- 3) {9,7,5}
- 4) {6,1,4}

2. Which of the following can make up the three sides of a triangle?

- 1) {2,4,2}
- 2) {1,7,4}
- 3) {8,1,6}
- 4) {5,5,7}

3. Which numbers could represent the lengths of the sides of a triangle?

- 1) 5,9,14
- 2) 7,7,15
- 3) 1,2,4
- 4) 3,6,8

4. Which of the following cannot make up the three sides of a triangle?

- 1) {5,1,6}
- 2) {9,14,8}
- 3) {3,5,6}
- 4) {7,10,4}

5. Which set of numbers represents the lengths of the sides of a triangle?

- 1) {5, 18, 13}
- 2) {6, 17, 22}
- 3) {16, 24, 7}
- 4) {26, 8, 15}

6. Which of the following cannot make up the three sides of a triangle?

- 1) {3,9,7}
- 2) {2,7,5}
- 3) {8,12,15}
- 4) {9,3,7}

7. In $\triangle BLA$, $\overline{BL} = 12$ and $\overline{AL} = 8$. What is a possible values of \overline{BA} ?

- 1) 17
- 2) 4
- 3) 2
- 4) 21

8. In $\triangle CAM$, $\overline{CM} = 10$ and $\overline{CA} = 4$. What is a possible value of \overline{MA} ?

- 1) 4
- 2) 6
- 3) 15
- 4) 13

9. In $\triangle ABC$, $\overline{AB} = 5$ feet and $\overline{BC} = 3$ feet. Which *cannot* represent the value for the length of \overline{AC} , in feet?

- 1) 3
- 2) 5
- 3) 7
- 4) 9

10. Two sides of a triangle are 7 and 11. The third side of the triangle can measure:

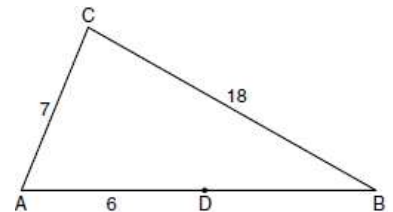
- 1) 4
- 2) 18
- 3) 8
- 4) 21

11. Jacquie is building a triangular fence for her tomato garden. She has an eight foot piece of fence and a four foot piece of fence. Which can be the length of the third piece of fence?

- 1) 2 feet
- 2) 5 feet
- 3) 4 feet
- 4) 12 feet

12. In the diagram below of $\triangle ABC$, D is a point on \overline{AB} , $AC = 7$, $AD = 6$, and $BC = 18$. The length of \overline{DB} could be

- 1) 5
- 2) 12
- 3) 19
- 4) 25



(Not drawn to scale)



Intersecting Medians

$2x + 1x =$ median (the median is cut in a ratio of 2:1).

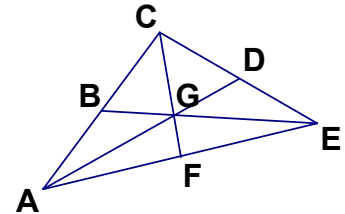
Once you solve, substitute into $1x$ and $2x$ to find the small and big pieces.

*If given the large piece, divide by 2 for the small piece.

*If given the small piece, multiply by 2 for the large piece.

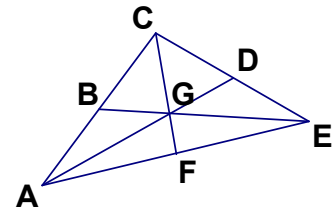
1. In the given triangle, all three medians are drawn in. If $BE=30$, find

- a) BG
- b) GE



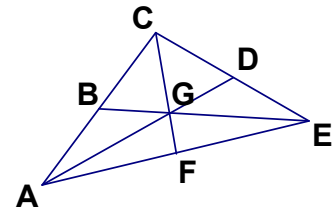
2. In the given triangle, all three medians are drawn in. If $\overline{AD} = 24$, find

- a) \overline{AG}
- b) \overline{DG}



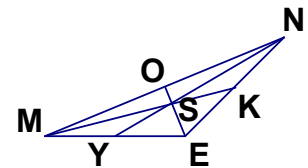
3. In the given triangle, all three medians are drawn in. If $FC = 6$, find

- a) FG
- b) GC



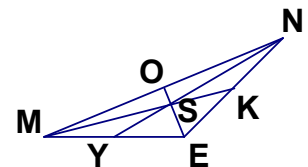
4. In the given triangle, all three medians are drawn in. If $OE = 45$, find

- a) OS
- b) SE

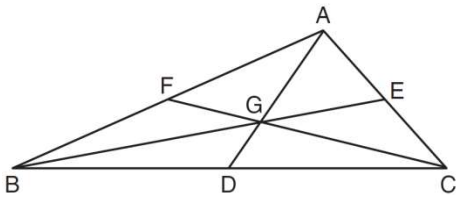


5. In the given triangle, all three medians are drawn in. If $\overline{YN} = 30$, find

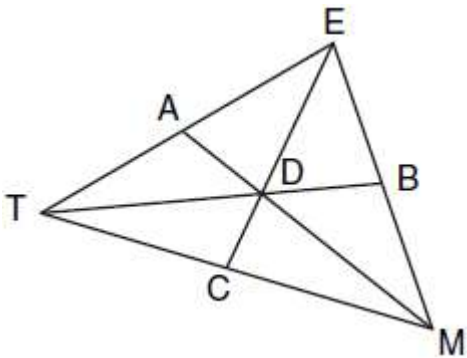
- a) \overline{YS}
- b) \overline{SN}



6. In the diagram below of $\triangle ABC$, medians \overline{AD} , \overline{BE} , and \overline{CF} intersect at G . If $CF = 24$, what is the length of \overline{FG} ?



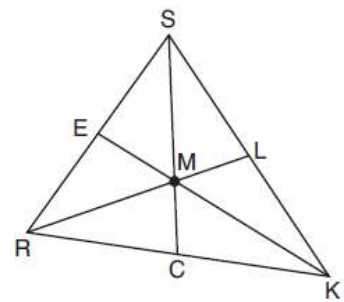
7. In the diagram below of $\triangle TEM$, medians \overline{TB} , \overline{EC} , and \overline{MA} intersect at D , and $TB = 9$. Find the length of \overline{TD} .



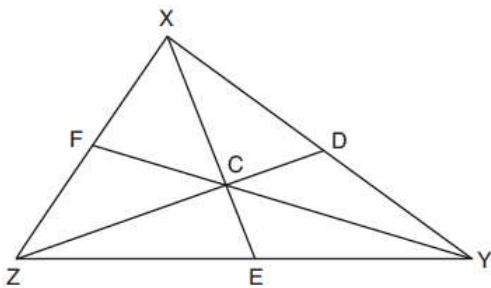
8. In triangle SRK below, medians \overline{SC} , \overline{KE} , and \overline{RL} intersect at M .

Which statement must always be true?

- 1) $3(MC) = SC$
- 2) $MC = \frac{1}{3}(SM)$
- 3) $RM = 2MC$
- 4) $SM = KM$



9. In $\triangle XYZ$, shown below, medians \overline{XE} , \overline{YF} , and \overline{ZD} intersect at C . If $CE = 5$, $YF = 21$, and $YZ = 15$, determine and state the perimeter of triangle CFX .





Graphing Straight Lines

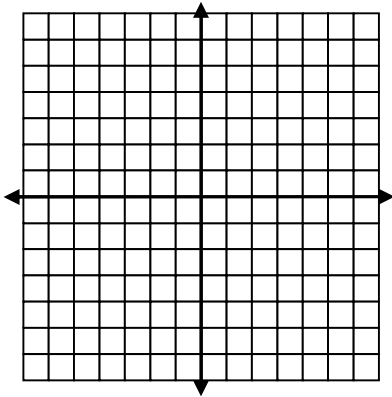
YHXC (Yanci Has X-Ray Vision)

$y = \#$ is a horizontal line

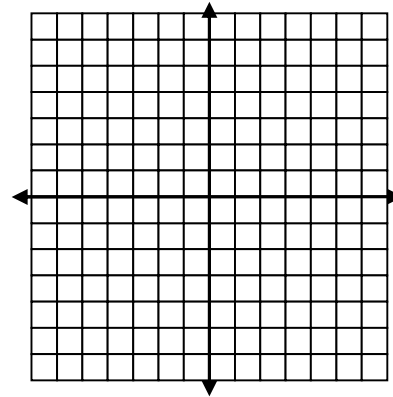
$x = \#$ is a vertical line

Graph the following equations on the axes provided

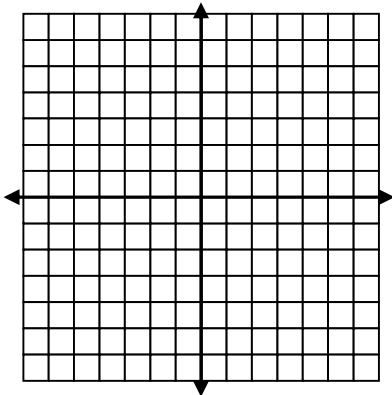
1. $y = 4$



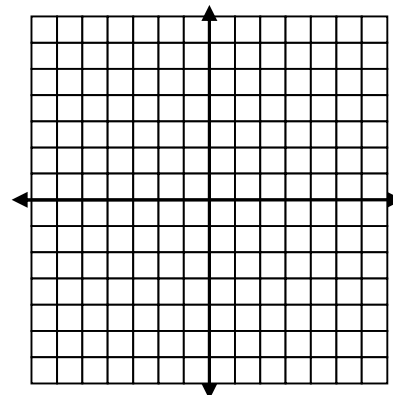
2. $x = 4$



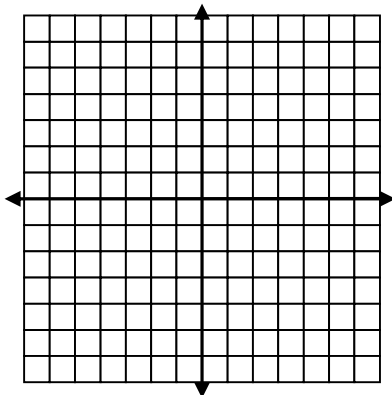
3. $y = -2$



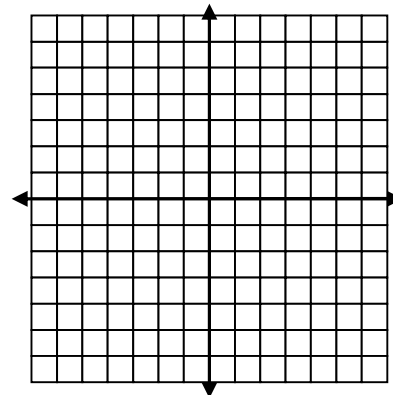
4. $x = -5$



5. $x = 2$



6. $y = -1$





Performing Transformations

Line Reflections

Count to what you are reflecting over

*Switch the coordinates for reflection over $y = x$

$y = \#$ is horizontal line, $x = \#$ is vertical line. You must graph these lines before you can reflect over them.

Point Reflections

Count from each point to the point of reflection. Count the same distance through it.

Rotations

$$R_{CW,270} = R_{CCW,90} = (-y, x)$$

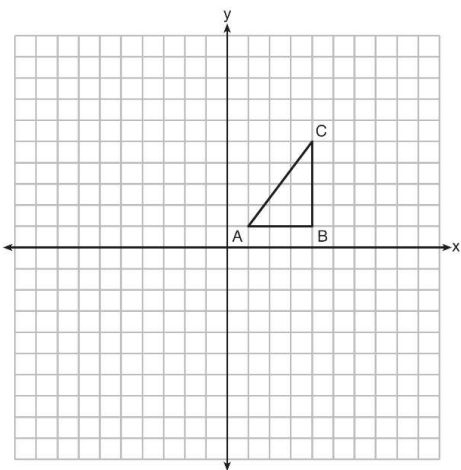
$$R_{CW,180} = R_{CCW,180} = (-x, -y)$$

$$R_{CW,90} = R_{CCW,270} = (y, -x)$$

Translation

Count out the translation on the grid

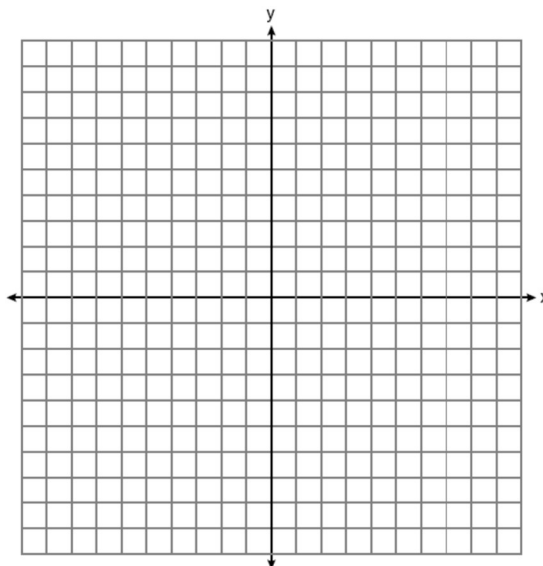
1. In the diagram below, $\triangle ABC$ has coordinates $A(1, 1)$, $B(4, 1)$, and $C(4, 5)$. Graph and the image of $\triangle ABC$ after the translation five units to the right and two units up.



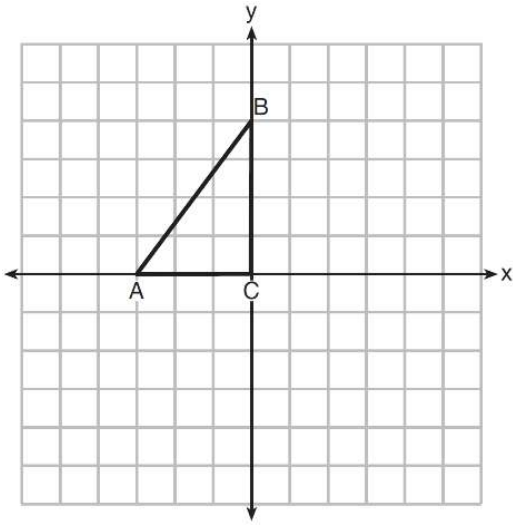
2. The coordinates of the vertices of $\triangle RST$ are

$R(-2, 3)$, $S(4, 4)$, and $T(2, -2)$. Graph $\triangle RST$.

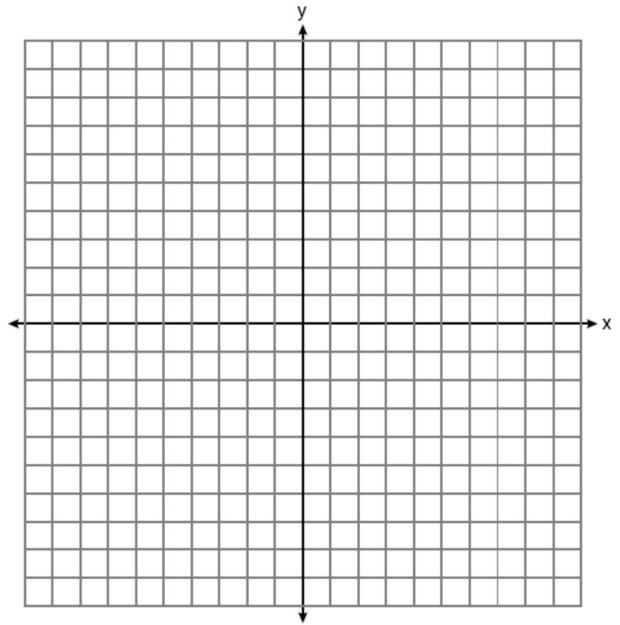
Graph and label $\triangle R'S'T'$, the image of $\triangle RST$ after a translation 4 units to the left and 2 units up.



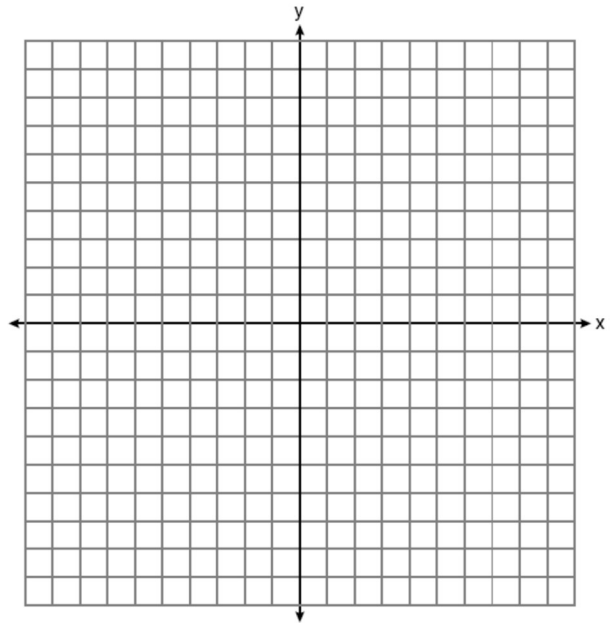
3. Triangle ABC is graphed on the set of axes below. Graph and label $\triangle A'B'C'$, the image of $\triangle ABC$ after a reflection over the line $y = x$.



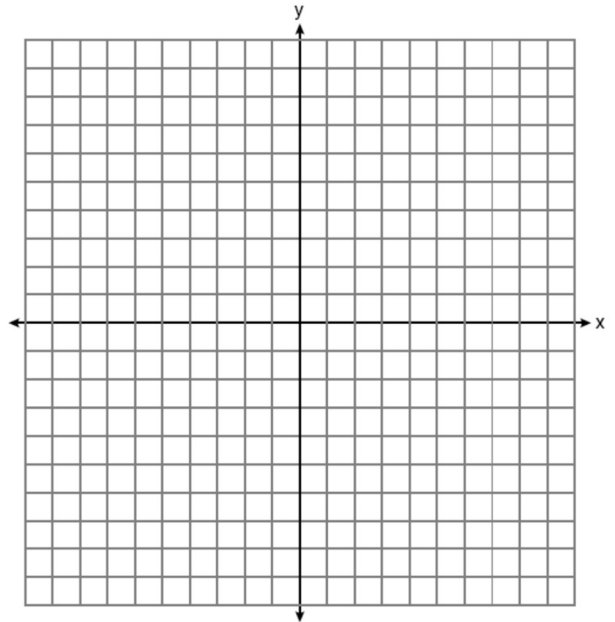
4. The coordinates of the vertices of $\triangle RST$ are $R(-2, 3)$, $S(4, 4)$, and $T(2, -2)$. Graph $\triangle RST$. Graph and label $\triangle R'S'T'$, the image of $\triangle RST$ after a reflection in the line $y = x$.



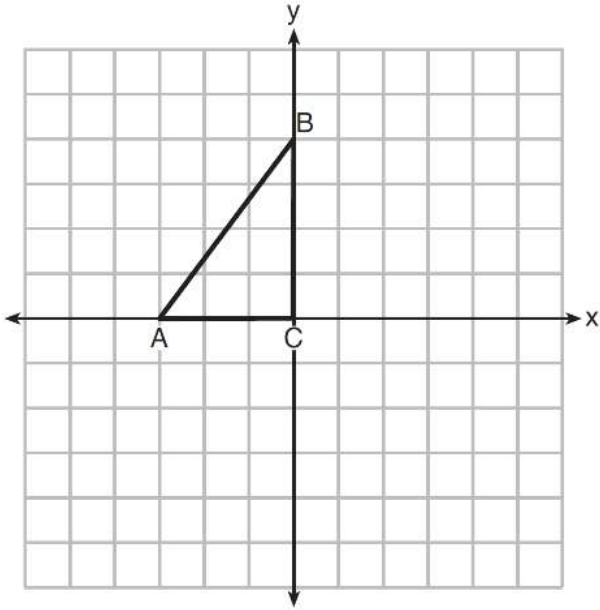
5. The coordinates of the vertices of $\triangle RST$ are $R(-2, 3)$, $S(4, 4)$, and $T(2, -2)$. Graph $\triangle RST$. Graph and label $\triangle R'S'T'$, the image of $\triangle RST$ after a reflection in x-axis.



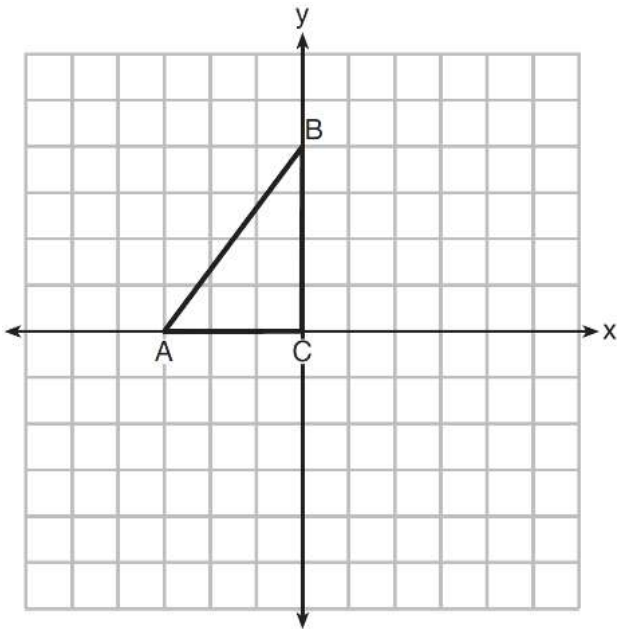
6. The coordinates of the vertices of $\triangle RST$ are $R(-2, 3)$, $S(4, 4)$, and $T(2, -2)$. Graph $\triangle RST$. Graph and label $\triangle R'S'T'$, the image of $\triangle RST$ after a reflection in y-axis.



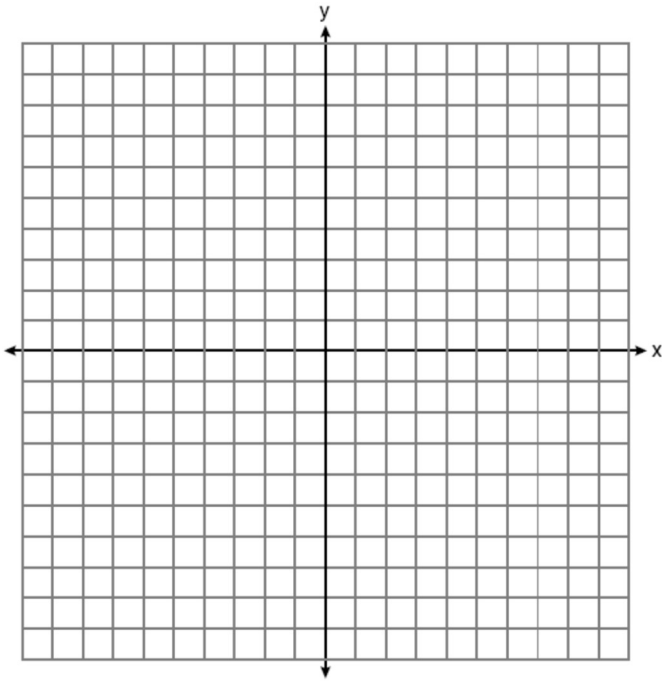
7. Triangle ABC is graphed on the set of axes below. Graph and label $\triangle A'B'C'$, the image of $\triangle ABC$ after a reflection over the line $x = 1$.



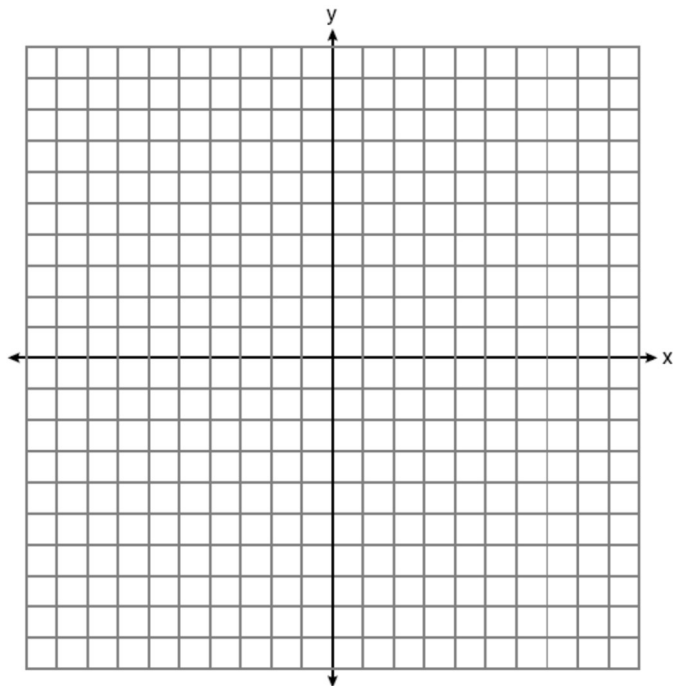
8. Triangle ABC is graphed on the set of axes below. Graph and label $\triangle A'B'C'$, the image of $\triangle ABC$ after a reflection over the line $y = -1$.



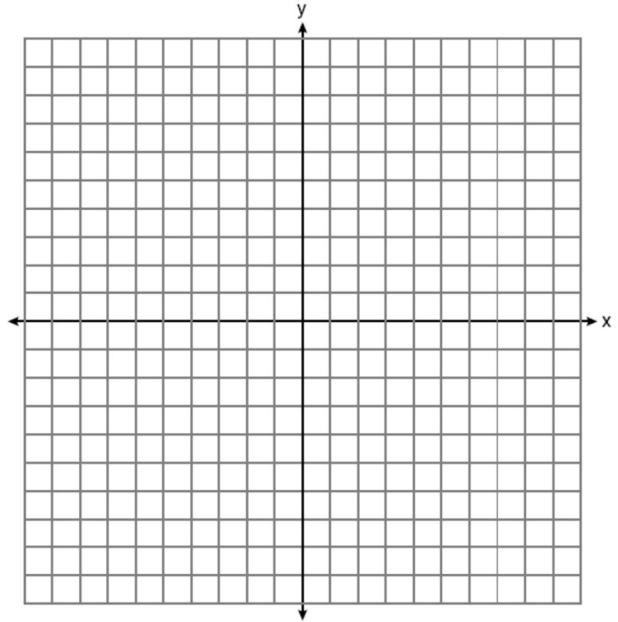
9. Triangle ABC has coordinates $A(2, 1)$, $B(6,1)$, $C(5,3)$. What is the image of this triangle after a reflection through the point $(-1,2)$. Graph both the image and the pre image.



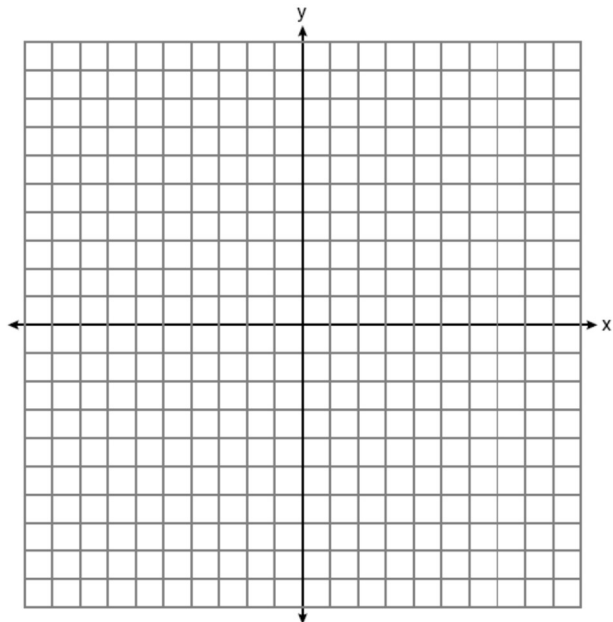
10. The coordinates of the vertices of $\triangle RST$ are $R(-2, 3)$, $S(4, 4)$, and $T(2, -2)$. Graph $\triangle RST$. Graph and label $\triangle R'S'T'$, the image of $\triangle RST$ after a reflection through the point $(-2,-3)$.



11. On the accompanying set of axes, graph $\triangle ABC$ with coordinates $A(-1, 2)$, $B(0, 6)$, and $C(5, 4)$. Then graph $\triangle A'B'C'$, the image of $\triangle ABC$ after a clockwise rotation of 180° centered at the origin.



12. The coordinates of the vertices of $\triangle RST$ are $R(-2, 3)$, $S(4, 4)$, and $T(2, -2)$. Graph $\triangle RST$. Graph and label $\triangle R'S'T'$, the image of $\triangle RST$ after a clockwise rotation of 90° centered at the origin.



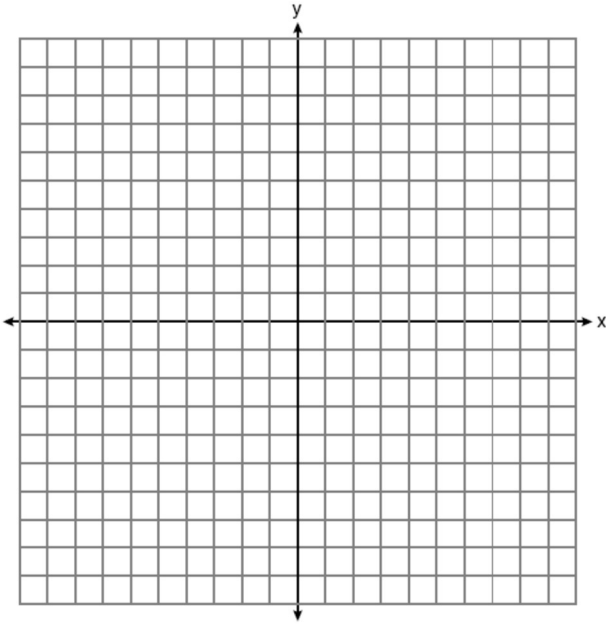


Performing Dilations

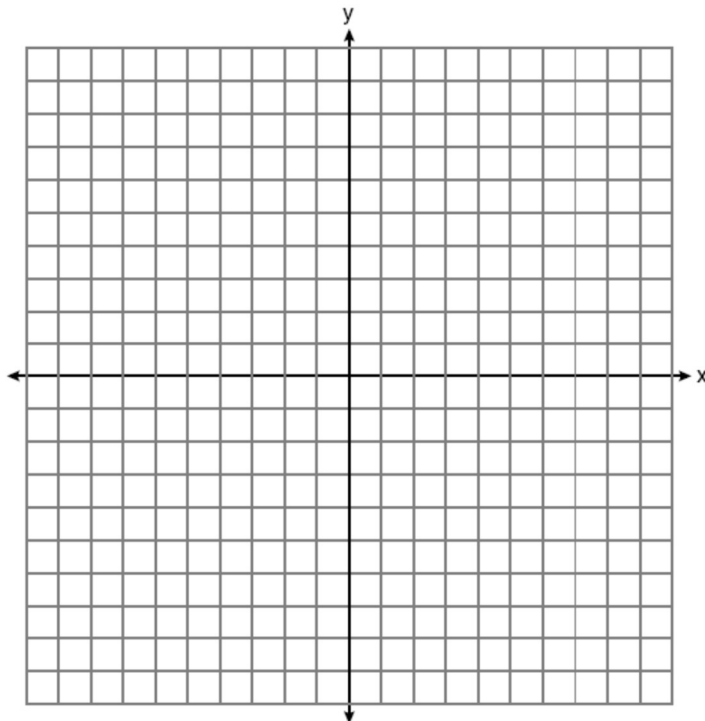
Count FROM the center of dilation to each point and do that the scale factor number of times.

*If the center of dilation is the origin, you can multiply each coordinate by the scale factor.

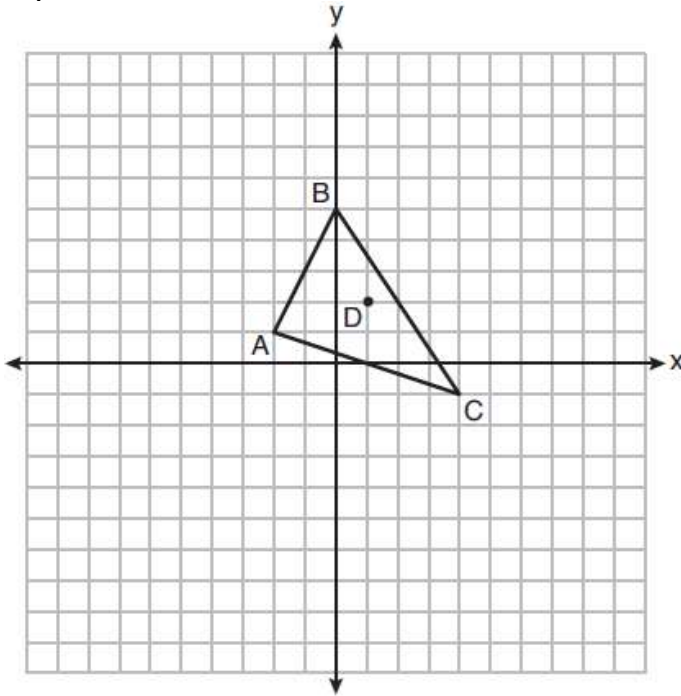
1. Triangle SUN has coordinates $S(0,4)$, $U(3,5)$, and $N(3,0)$. On the accompanying grid, draw and label $\triangle SUN$. Then, graph and state the coordinates of $\triangle S'U'N'$, the image of $\triangle SUN$ after a dilation of 2 centered at the origin.



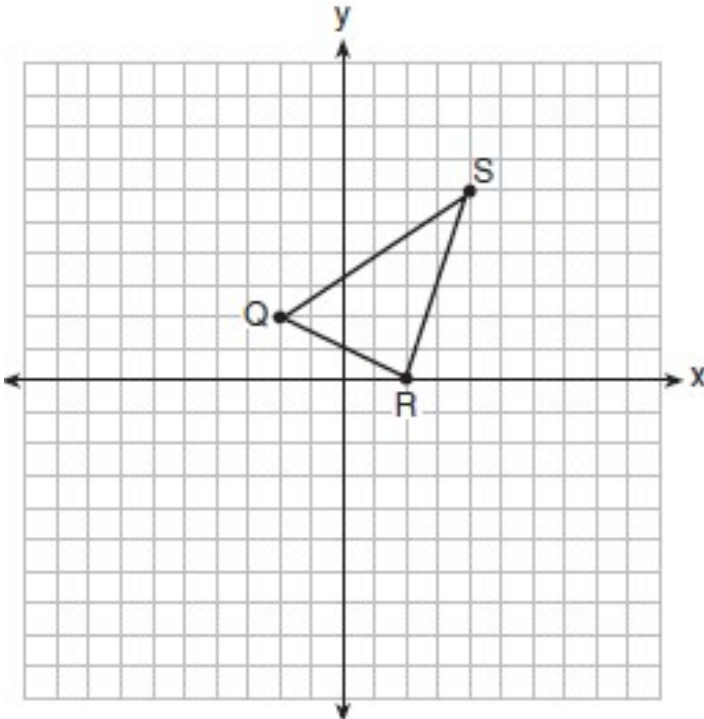
2. The coordinates of the vertices of $\triangle RST$ are $R(-2, 3)$, $S(4, 4)$, and $T(2, -2)$. Graph $\triangle RST$ and $\triangle R'S'T'$, the image of $\triangle RST$ after a dilation of 3 centered at $(1,2)$.



3. Triangle ABC and point $D(1, 2)$ are graphed on the set of axes below. Graph and label $\triangle A'B'C'$, the image of $\triangle ABC$, after a dilation of scale factor 2 centered at point D .



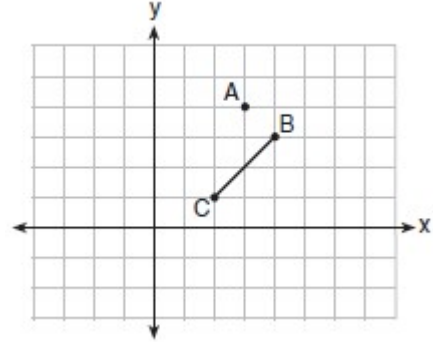
4. Triangle QRS is graphed on the set of axes below. On the same set of axes, graph and label $\triangle Q'R'S'$, the image of $\triangle QRS$ after a dilation with a scale factor of $\frac{3}{2}$ centered at the origin.



5. On the graph below, point $A(3,4)$ and \overline{BC} with coordinates $B(4,3)$ and $C(2,1)$ are graphed.

What are the coordinates of B' and C' after \overline{BC} undergoes a dilation centered at point A with a scale factor of 2?

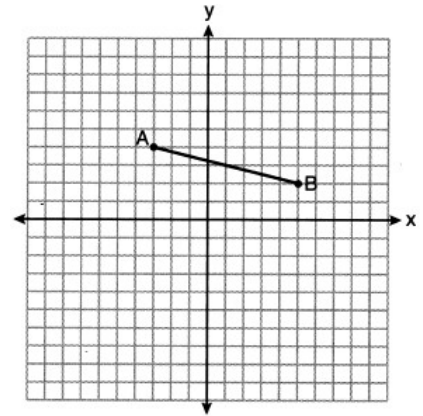
- 1) $B'(5,2)$ and $C'(1,-2)$
- 2) $B'(6,1)$ and $C'(0,-1)$
- 3) $B'(5,0)$ and $C'(1,-2)$
- 4) $B'(5,2)$ and $C'(3,0)$



6. On the set of axes below, the endpoints of \overline{AB} have coordinates $A(-3,4)$ and $B(5,2)$.

If \overline{AB} is dilated by a scale factor of 2 centered at $(3,5)$, what are the coordinates of the endpoints of its image, $\overline{A'B'}$?

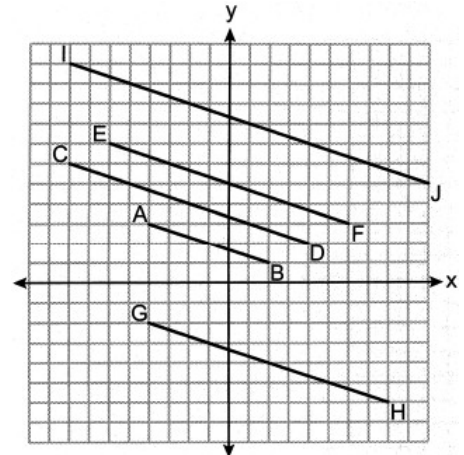
- 1) $A'(-7,5)$ and $B'(9,1)$
- 2) $A'(-1,6)$ and $B'(7,4)$
- 3) $A'(-6,8)$ and $B'(10,4)$
- 4) $A'(-9,3)$ and $B'(7,-1)$



7. On the set of axes below, \overline{AB} , \overline{CD} , \overline{EF} , \overline{GH} , and \overline{IJ} are drawn.

Which segment is the image of \overline{AB} after a dilation with a scale factor of 2 centered at $(-2,-1)$?

- | | |
|--------------------|--------------------|
| 1) \overline{CD} | 3) \overline{GH} |
| 2) \overline{EF} | 4) \overline{IJ} |





Identifying Vertical Stretches, Horizontal Stretches, and Dilations

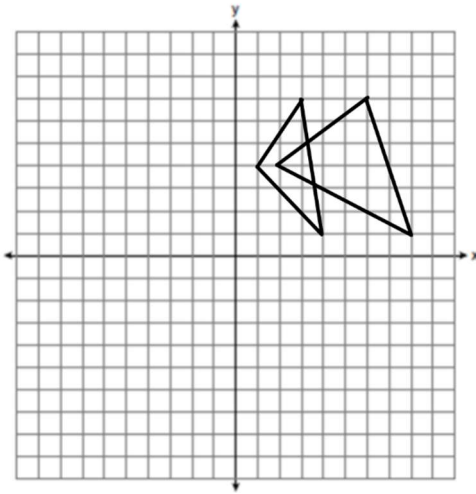
If a point's image is moved left/right only, horizontal stretch.

If a point's image is moved up/down only, vertical stretch.

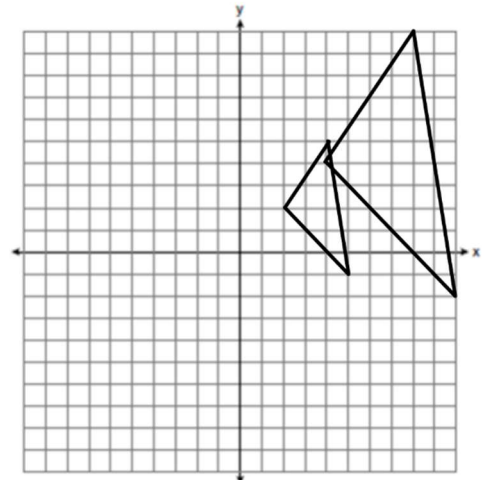
If a point's image is moved left/right and up/down (proportionally), dilation.

Identify whether each of the following was a dilation, vertical stretch, or horizontal stretch.

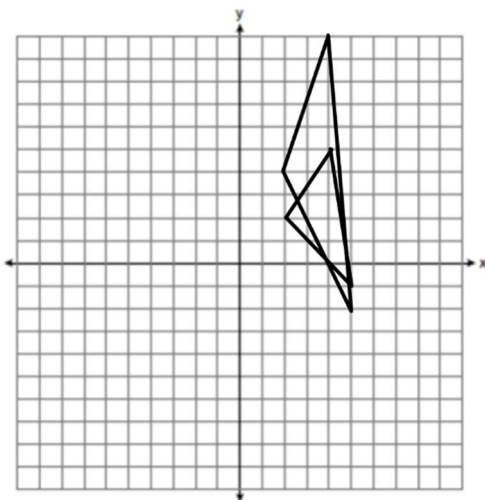
1.



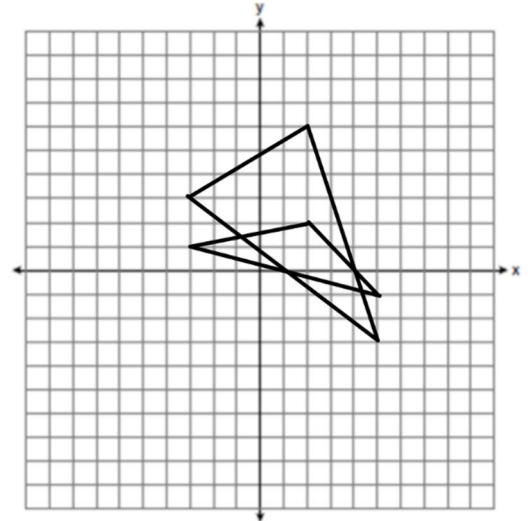
2.



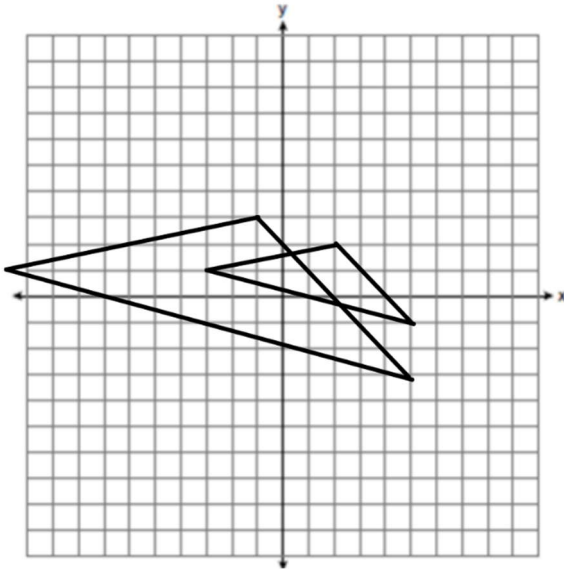
3.



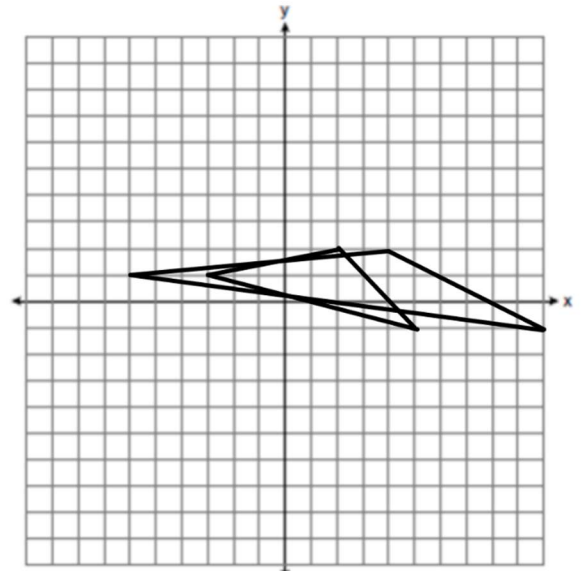
4.



5.

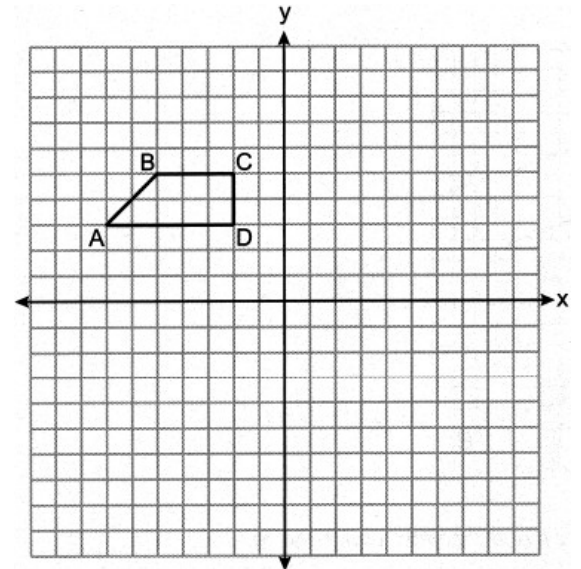


6.



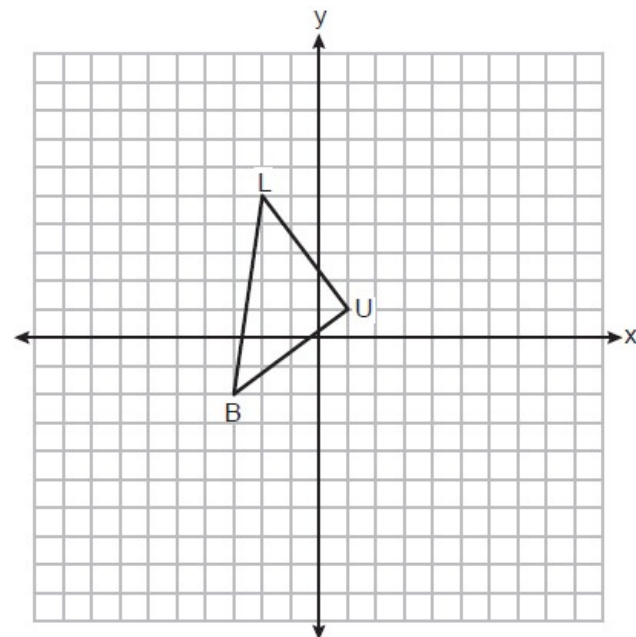
11. Trapezoid $ABCD$ is graphed on the set of axes below. Trapezoid $A'B'C'D'$, whose vertices are $A'(-7, 6)$, $B'(-5, 10)$, $C'(-2, 10)$, and $D'(-2, 6)$ is the image of trapezoid $ABCD$. What transformation maps trapezoid $ABCD$ on trapezoid $A'B'C'D'$?

- 1) dilation
- 2) translation
- 3) vertical stretch
- 4) horizontal stretch



12. On the set of axes below, $\triangle BLU$ has vertices with coordinates $B(-3, -2)$, $L(-2, 5)$, and $U(1, 1)$. $\triangle B'L'U'$ whose vertices are $B'(-9, -2)$, $L'(-6, 5)$, and $U'(3, 1)$ is the image of $\triangle BLU$. What transformation maps $\triangle BLU$ onto $\triangle B'L'U'$?

- 1) dilation
- 2) translation
- 3) vertical stretch
- 4) horizontal stretch

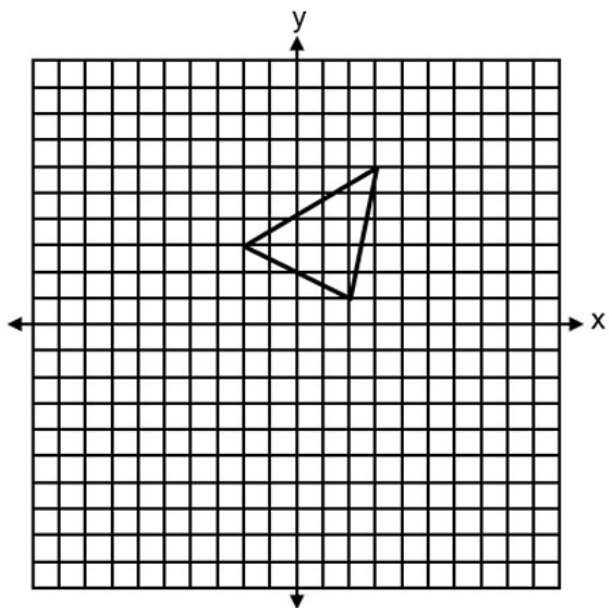




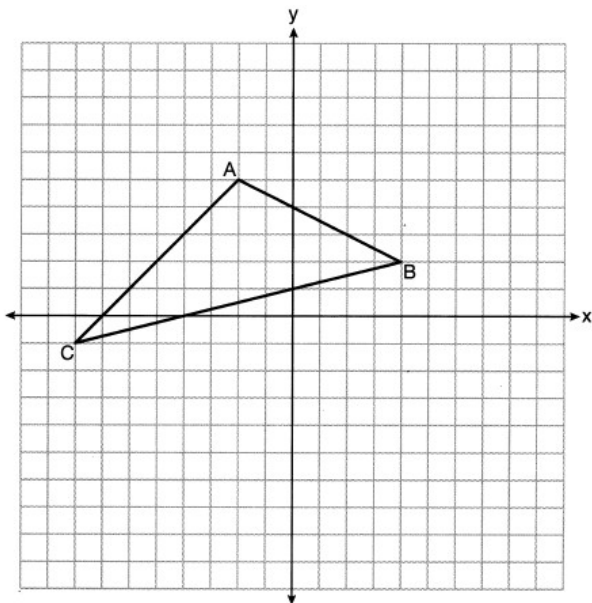
Performing Vertical and Horizontal Dilations

Multiply the given variable by the given scale factor. Leave the other variable.

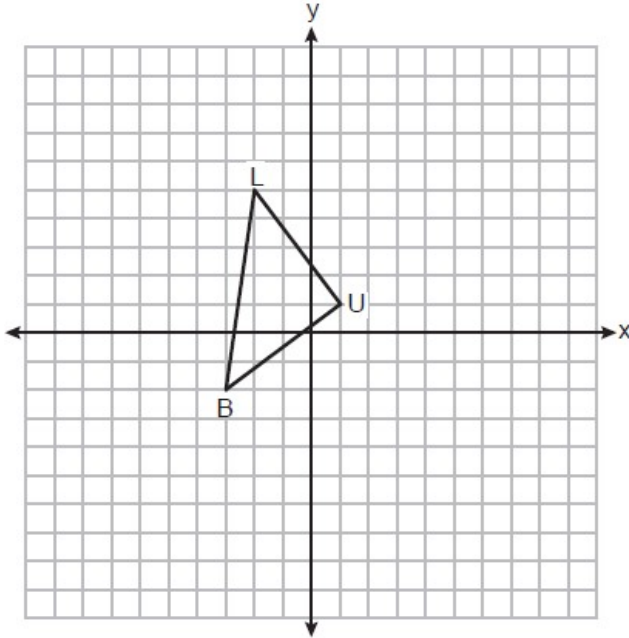
1. A triangle with vertices at $(-2,3)$, $(3,6)$, and $(2,1)$, is graphed on the set of axes below. A horizontal stretch of scale factor 2 with respect to $x = 0$ is represented by $(x, y) \rightarrow (2x, y)$. Graph the image of this triangle, after the horizontal stretch on the same set of axes.



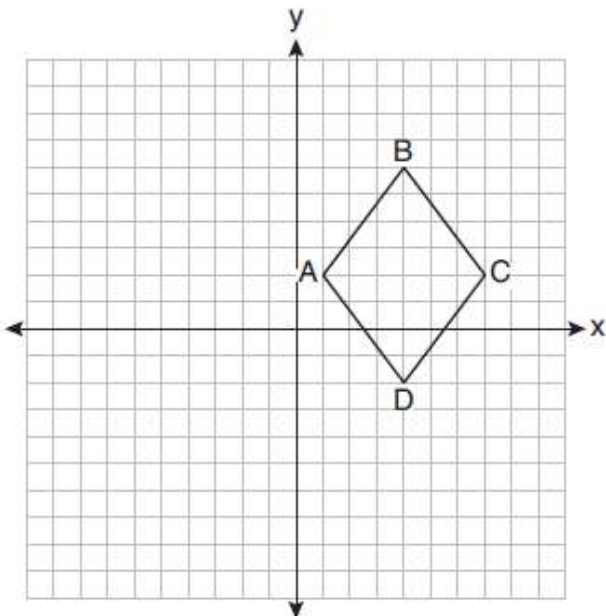
2. The triangle graphed below with vertices at $A(-2,5)$, $B(4,2)$, and $C(-8,-1)$, is graphed on the set of axes below. A vertical stretch of scale factor 2 with respect to $y = 0$ is represented by $(x, y) \rightarrow (x, 2y)$. Graph the image of this triangle, after the vertical stretch on the same set of axes.



3. The triangle graphed below with vertices at $B(-3,-2)$, $U(1,1)$, and $L(-2,5)$, is graphed on the set of axes below. A horizontal stretch of scale factor 3 with respect to $x = 0$ is represented by $(x, y) \rightarrow (3x, y)$. Graph the image of this triangle, after the horizontal stretch on the same set of axes.



4. The rhombus graphed below with vertices at $A(1,2)$, $B(4,6)$, $C(7,2)$, and $D(4,-2)$, is graphed on the set of axes below. A vertical shrink of scale factor $\frac{1}{2}$ with respect to $y = 0$ is represented by $(x, y) \rightarrow (x, \frac{1}{2}y)$. Graph the image of this rhombus, after the vertical shrink on the same set of axes.





Identifying Sequence of Transformations (Multiple Choice)

Check for orientation!!! (The direction of the letters)

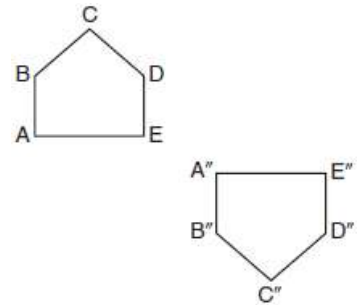
Same Orientation: Can't be a single line reflection

Different Orientation: Must be a single line reflection

-Cross out the appropriate choices.

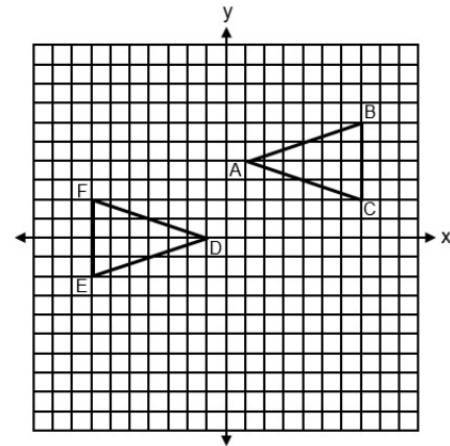
-If two (or more remain), pick one of the choices and perform the transformations and see which works.

1. Identify which sequence of transformations could map pentagon $ABCDE$ onto pentagon $A''B''C''D''E''$, as shown below.



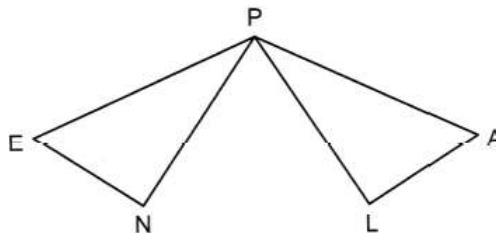
- 1) dilation followed by a rotation
- 2) translation followed by a rotation
- 3) line reflection followed by a translation
- 4) line reflection followed by a line reflection

2. Triangles ABC and DEF are graphed on the set of axes below. Which sequence of rigid motions maps $\triangle ABC$ onto $\triangle DEF$?



- 1) A reflection over $y = -x + 2$
- 2) A point reflection through $(0, 2)$
- 3) A translation 2 units left followed by a reflection over the x-axis
- 4) A translation 4 units down followed by a reflection over the y-axis

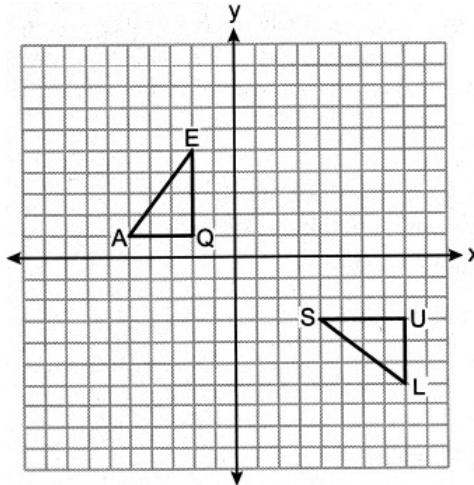
3. In the diagram below, congruent triangles PEN and PAL are drawn.



Which rigid motion maps $\triangle PEN$ onto $\triangle PAL$?

- | | |
|--|---|
| 1) a point reflection of $\triangle PEN$ through P | 3) a rotation of $\triangle PEN$ about point P , mapping \overline{PE} onto \overline{PA} |
| 2) a reflection of $\triangle PEN$ over the angle bisector of $\angle EPA$ | 4) a translation of $\triangle PEN$ along \overline{EA} , mapping point E onto A |

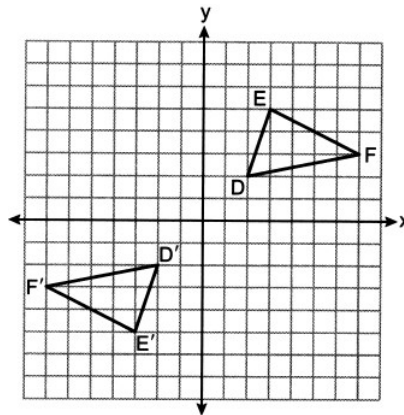
4. On the set of axes below, $\triangle EQA$ and $\triangle SUL$ are graphed.



Which sequence of transformations shows that $\triangle EQA \cong \triangle SUL$?

- | | |
|--|---|
| 1) Rotate $\triangle EQA$ 90° counterclockwise about the origin and then translate 9 units right and 1 unit down. | 3) Reflect $\triangle EQA$ over the x -axis and then rotate clockwise about the origin. |
| 2) Rotate $\triangle EQA$ 90° counterclockwise about the origin and then reflect over the line $x = 4$. | 4) Translate $\triangle EQA$ 10 units right and then reflect over the line $x = -1$. |

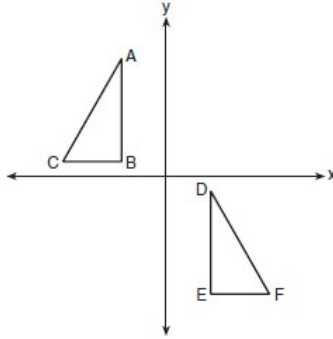
5. On the set of axes below, $\triangle D'E'F'$ is the image of $\triangle DEF$.



A transformation that maps $\triangle DEF$ onto $\triangle D'E'F'$ is a

- | | |
|--------------------------------------|--|
| 1) reflection over the line $y = x$ | 3) point reflection through the origin |
| 2) reflection over the line $y = -x$ | 4) translation 4 units left and 4 units down |

6. In the diagram below, $\triangle ABC \cong \triangle DEF$.



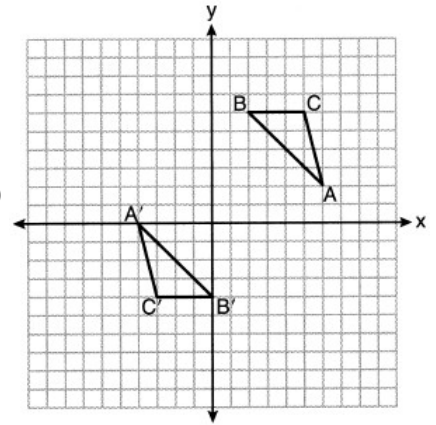
Which sequence of transformations maps $\triangle ABC$ onto $\triangle DEF$?

- | | |
|--|---|
| 1) a reflection over the x -axis followed by a translation | 3) a rotation of 180° about the origin followed by a translation |
| 2) a reflection over the y -axis followed by a translation | 4) a counterclockwise rotation of 90° about the origin followed by a translation |

7. On the set of axes below, $\triangle ABC \cong \triangle A'B'C'$.

Triangle ABC maps onto $\triangle A'B'C'$ after a

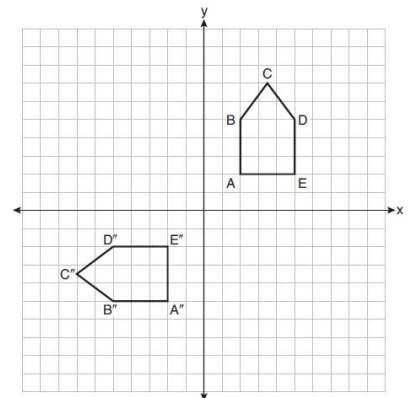
- | | |
|--|---|
| 1) reflection over the line $y = -x$ | 3) point reflection through $(1,1)$ |
| 2) reflection over the line $y = -x + 2$ | 4) rotation of 180° centered at the origin |



8. On the set of axes below, pentagon $ABCDE$ is congruent to $A''B''C''D''E''$.

Which describes a sequence of rigid motions that maps $ABCDE$ onto $A''B''C''D''E''$?

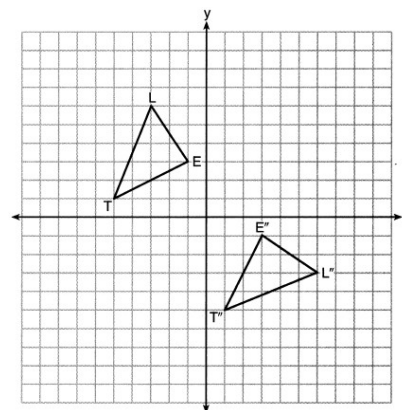
- 1) a rotation of 90° counterclockwise about the origin followed by a reflection over the x -axis
- 2) a rotation of 90° counterclockwise about the origin followed by a translation down 7 units
- 3) a reflection over the y -axis followed by a reflection over the x -axis
- 4) a reflection over the x -axis followed by a rotation of 90° counterclockwise about the origin



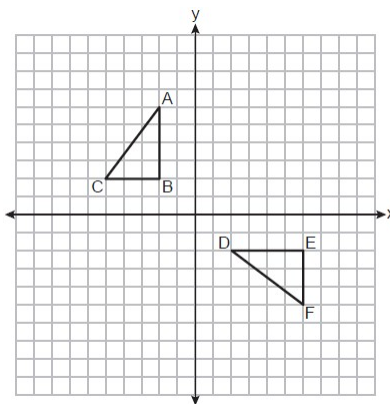
9. On the set of axes below, $\triangle LET$ and $\triangle L'E'T'$ are graphed in the coordinate plane where $\triangle LET \cong \triangle L'E'T'$.

Which sequence of rigid motions maps $\triangle LET$ onto $\triangle L'E'T'$?

- | | |
|--|---|
| 1) a reflection over the y -axis followed by a reflection over the x -axis | 3) a rotation of 90° counterclockwise about the origin followed by a reflection over the y -axis |
| 2) a rotation of 180° about the origin | 4) a reflection over the x -axis followed by a rotation of 90° clockwise about the origin |



10. On the set of axes below, congruent triangles ABC and DEF are drawn.



Which sequence of transformations maps $\triangle ABC$ onto $\triangle DEF$?

- | | |
|--|--|
| 1) A counterclockwise rotation of 90° about the origin, followed by a translation 8 units to the right. | 3) A point reflection through the origin, followed by a translation 4 units down. |
| 2) A counterclockwise rotation of 90° about the origin, followed by a reflection over the y -axis. | 4) A clockwise rotation of 90° about the origin, followed by a reflection over the x -axis. |



Identifying Transformations (Open Response)

CHECK FOR ORIENTATION!!!!

Same orientation (rotation first, then translation)

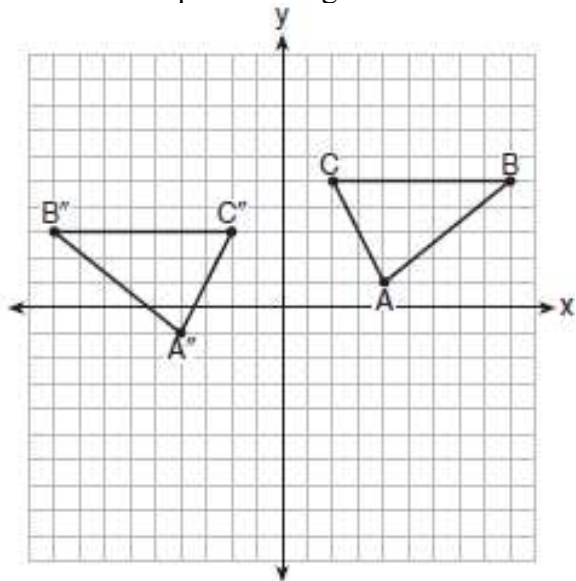
- Rotate any point the appropriate degree measure and direction.
- Translate the rest of the way by counting from that point to its image.

Opposite orientation (reflection first, then translation)

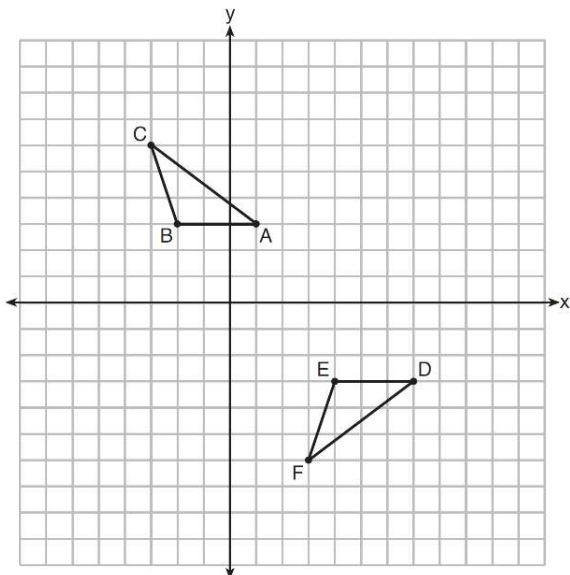
- Reflect over the appropriate axis (use $y=x$ if it needs to be reflected diagonally)
- Translate the rest of the way by counting from any new point to its image.

1. The graph below shows $\triangle ABC$ and its image, $\triangle A''B''C''$.

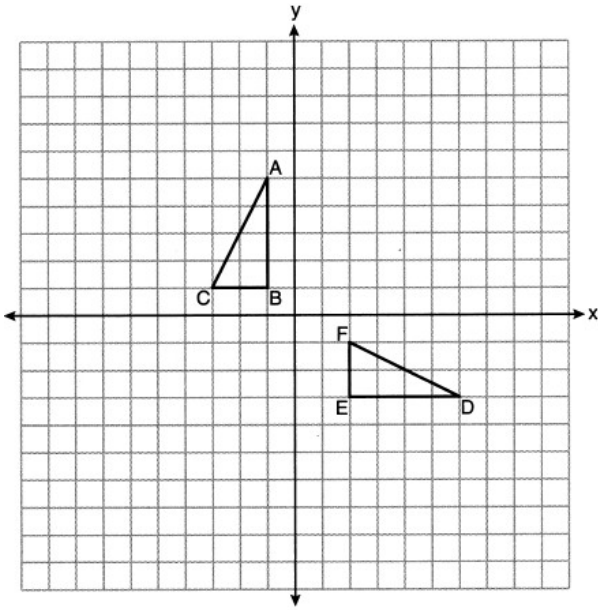
Describe a sequence of rigid motions which would map $\triangle ABC$ onto $\triangle A''B''C''$.



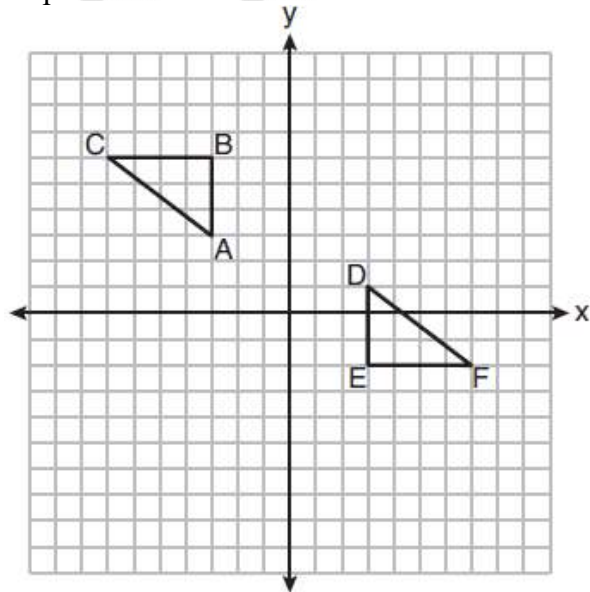
2. Describe a sequence of transformations that will map $\triangle ABC$ onto $\triangle DEF$ as shown below.



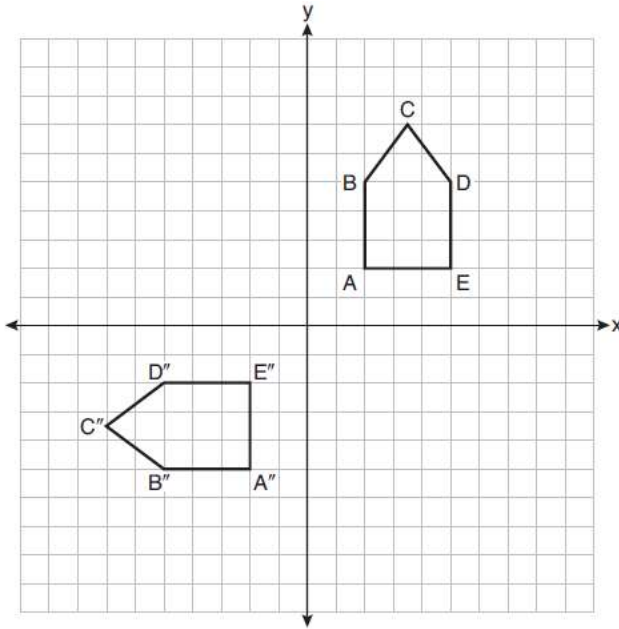
3. On the set of axes below, $\triangle ABC$ and $\triangle DEF$ are graphed. Describe a sequence of rigid motions that would map $\triangle ABC$ onto $\triangle DEF$.



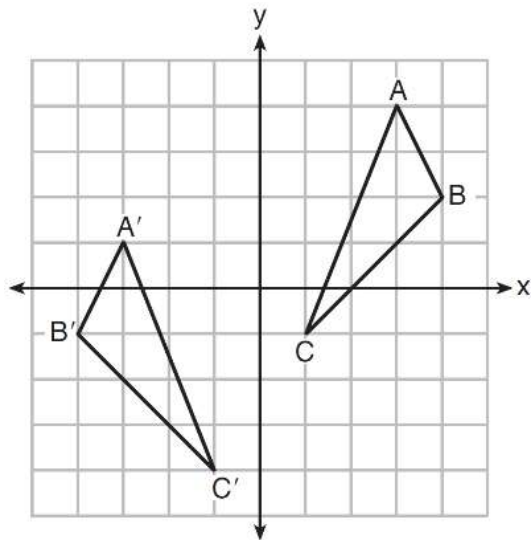
4. On the set of axes below, $\triangle ABC \cong \triangle DEF$. Describe a sequence of rigid motions that maps $\triangle ABC$ onto $\triangle DEF$.



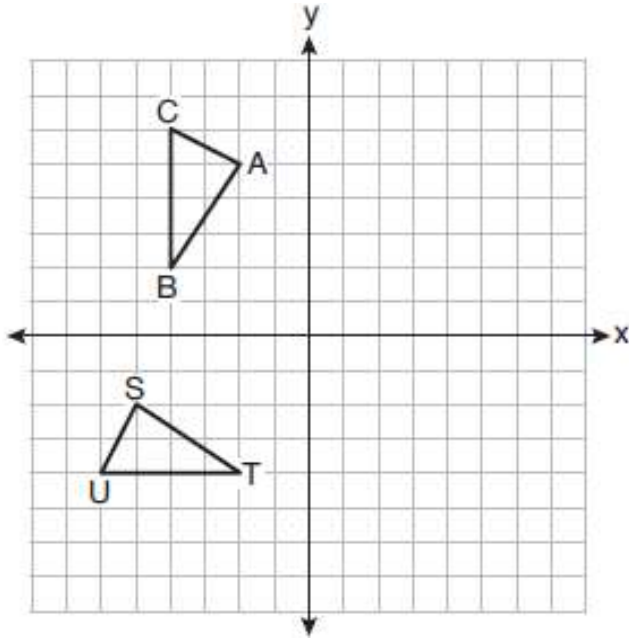
5. On the set of axes below, pentagon $ABCDE$ is congruent to $A''B''C''D''E''$. Describe a sequence of rigid motions that maps pentagon $ABCDE$ onto $A''B''C''D''E''$.



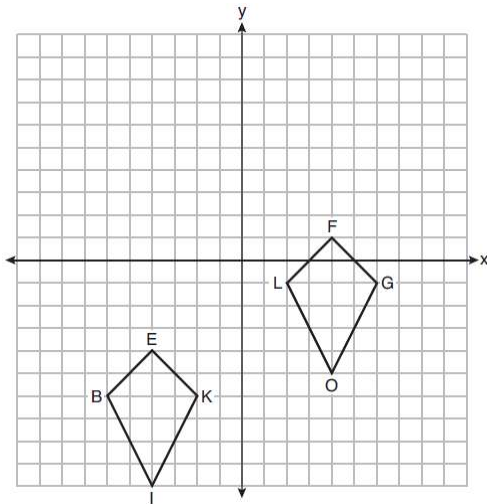
6. As graphed on the set of axes below, $\triangle A'B'C'$ is the image of $\triangle ABC$ after a sequence of transformations.



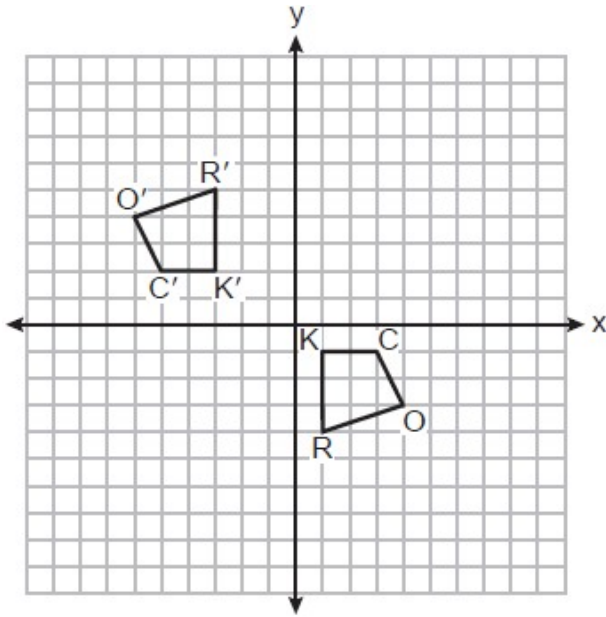
7. On the set of axes below, $\triangle ABC \cong \triangle STU$. Describe a sequence of rigid motions that maps $\triangle ABC$ onto $\triangle STU$.



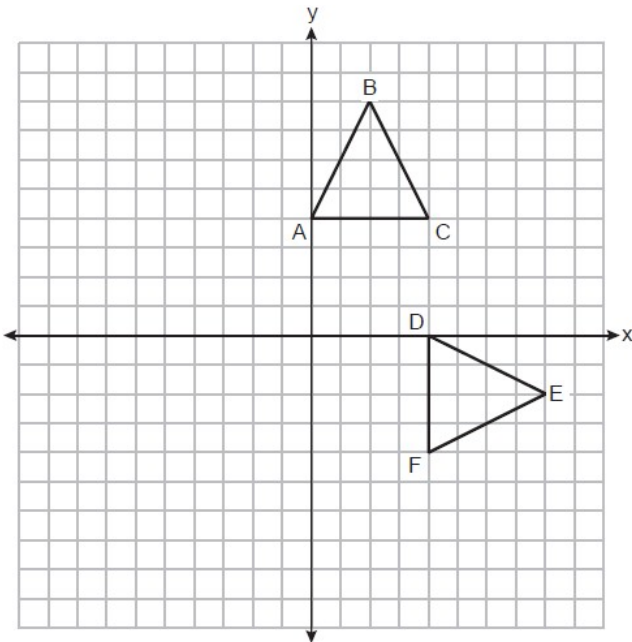
8. Quadrilaterals *BIKE* and *GOLF* are graphed on the set of axes below. Describe a sequence of transformations that maps quadrilateral *BIKE* onto quadrilateral *GOLF*.



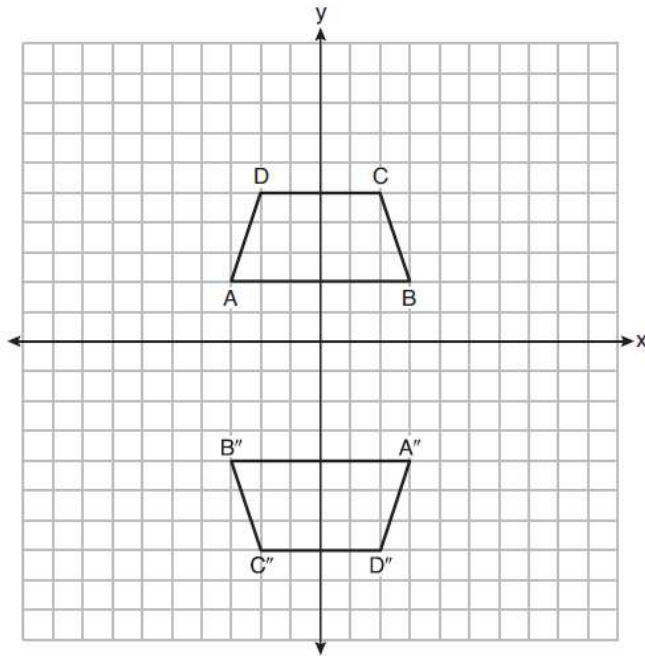
9. On the set of axes below, congruent quadrilaterals $ROCK$ and $R'O'C'K'$ are graphed. Describe a sequence of transformations that would map quadrilateral $ROCK$ onto quadrilateral $R'O'C'K'$.



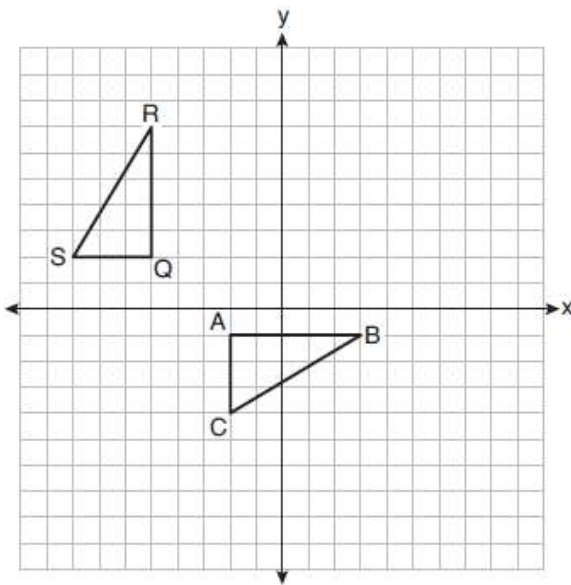
10. Triangles ABC and DEF are graphed on the set of axes below.



11. Trapezoids $ABCD$ and $A''B''C''D''$ are graphed on the set of axes below. Describe a sequence of transformations that maps trapezoid $ABCD$ onto trapezoid $A''B''C''D''$.



12. On the set of axes below, $\triangle ABC$ is graphed with coordinates $A(-2, -1)$, $B(3, -1)$, and $C(-2, -4)$. Triangle QRS , the image of $\triangle ABC$, is graphed with coordinates $Q(-5, 2)$, $R(-5, 7)$, and $S(-8, 2)$. Describe a sequence of transformations that would map $\triangle ABC$ onto $\triangle QRS$.





Rigid Motion Properties

A rigid motion preserves size and angle measure producing a congruent figure
They all produce a congruent figure except dilation, horizontal stretch, and vertical stretch.

1. Which transformation would *not* always produce an image that would be congruent to the original figure?

- 1) translation 2) dilation 3) rotation 4) reflection

2. The vertices of $\triangle JKL$ have coordinates $J(5,1)$, $K(-2,-3)$, and $L(-4,1)$. Under which transformation is the image $\triangle J'K'L'$ *not* congruent to $\triangle JKL$?

- 1) a translation of two units to the right and two units down 3) a reflection over the x -axis
2) a counterclockwise rotation of 180 degrees around the origin 4) a dilation with a scale factor of 2 and centered at the origin

3. If $\triangle A'B'C'$ is the image of $\triangle ABC$, under which transformation will the triangles *not* be congruent?

- 1) reflection over the x -axis 3) horizontal stretch centered at the y -axis
2) translation to the left 5 and down 4 4) rotation of 270° counterclockwise about the origin

4. Under which transformation would $\triangle A'B'C'$, the image of $\triangle ABC$, *not* be congruent to $\triangle ABC$?

- 1) reflection over the y -axis
2) rotation of 90° clockwise about the origin
3) translation of 3 units right and 2 units down
4) dilation with a scale factor of 2 centered at the origin

5. The image of $\triangle DEF$ is $\triangle D'E'F'$. Under which transformation will the triangles *not* be congruent?

- 1) a reflection through the origin 3) a dilation with a scale factor of 1 centered at $(2,3)$
2) a reflection over the line $y = x$ 4) a dilation with a scale factor of $\frac{3}{2}$ centered at the origin

6. The vertices of $\triangle PQR$ have coordinates $P(2,3)$, $Q(3,8)$, and $R(7,3)$. Under which transformation of $\triangle PQR$ are distance and angle measure preserved?

- 1) $(x,y) \rightarrow (2x,3y)$ 2) $(x,y) \rightarrow (x+2,3y)$ 3) $(x,y) \rightarrow (2x,y+3)$ 4) $(x,y) \rightarrow (x+2,y+3)$

7. Which transformation would result in the perimeter of a triangle being different from the perimeter of its image?

- 1) $(x,y) \rightarrow (y,x)$
2) $(x,y) \rightarrow (x,-y)$
3) $(x,y) \rightarrow (4x,4y)$
4) $(x,y) \rightarrow (x+2,y-5)$



Rigid Motion Proofs

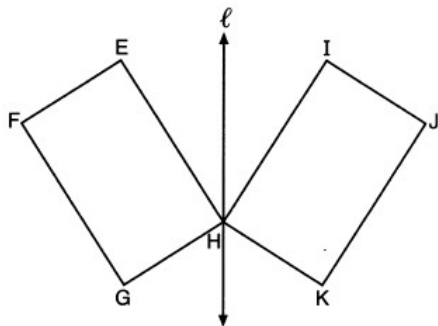
To prove triangles are congruent using rigid motions/transformations

- 1) A _____ is a rigid motion.
- 2) A rigid motion preserves size and angle measure producing a congruent figure.

1. Triangle $A'B'C'$ is the image of triangle ABC after a translation of 2 units to the right and 3 units up. Is triangle ABC congruent to triangle $A'B'C'$? Explain why.

2. After a reflection over a line, $\Delta A'B'C'$ is the image of ΔABC . Explain why triangle ABC is congruent to triangle $\Delta A'B'C'$.

3. In the diagram below, parallelogram $EFGH$ is mapped onto parallelogram $IJKH$ after a reflection over line ℓ . Use the properties of rigid motions to explain why parallelogram $EFGH$ is congruent to parallelogram $IJKH$.



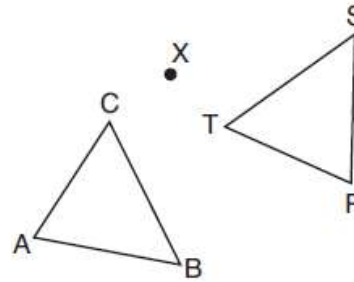
4. The image of triangle ABC after a rotation of 200 degrees clockwise centered at the point $(3,-1)$ is triangle DEF . Are the triangles congruent? Use the properties of rigid motions to explain your answer.



Corresponding Parts of Congruent Triangles are Congruent

Redraw the shapes so it is more clear to see what parts correspond to each other

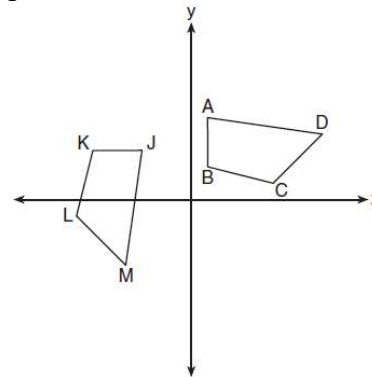
1. After a counterclockwise rotation about point X , scalene triangle ABC maps onto $\triangle RST$, as shown in the diagram below.



Which statement must be true?

- 1) $\angle A \cong \angle R$
- 2) $\angle A \cong \angle S$
- 3) $\overline{CB} \cong \overline{TR}$
- 4) $\overline{CA} \cong \overline{TS}$

2. In the diagram below, a sequence of rigid motions maps $ABCD$ onto $JKLM$.

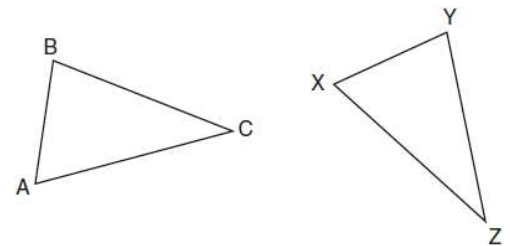


Which of the following statements must be true?

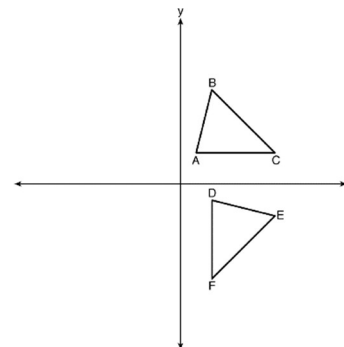
- 1) $\angle L \cong \angle B$
- 2) $\angle A \cong \angle J$
- 3) $\overline{JK} \cong \overline{AC}$
- 4) $\overline{JM} \cong \overline{AB}$

3. In the diagram below of $\triangle ABC$ and $\triangle XYZ$, a sequence of rigid motions maps $\angle A$ onto $\angle X$, $\angle C$ onto $\angle Z$, and \overline{AC} onto \overline{XZ} . Which of the following statements is *not* true?

- 1) $\overline{AB} \cong \overline{XY}$
- 2) $\overline{BC} \cong \overline{XZ}$
- 3) $\angle B \cong \angle Y$
- 4) $\angle C \cong \angle Z$



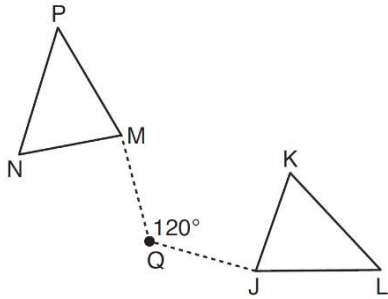
4. The image of $\triangle ABC$ after a rotation of 90° clockwise about the origin is $\triangle DEF$, as shown below.



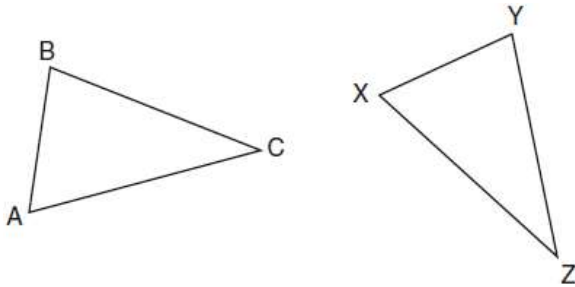
Which statement is true?

- 1) $\overline{BC} \cong \overline{DE}$
- 2) $\overline{AB} \cong \overline{DF}$
- 3) $\angle C \cong \angle E$
- 4) $\angle A \cong \angle D$

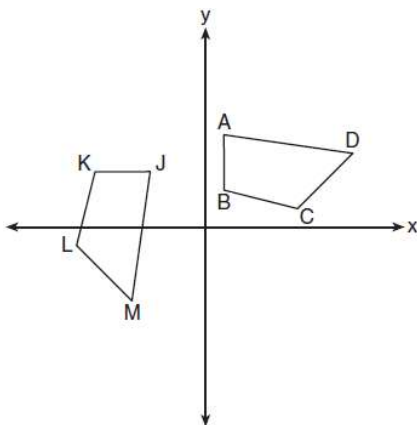
5. Triangle MNP is the image of triangle JKL after a 120° counterclockwise rotation about point Q . If the measure of angle L is 47° and the measure of angle N is 57° , determine the measure of angle M . Explain how you arrived at your answer.



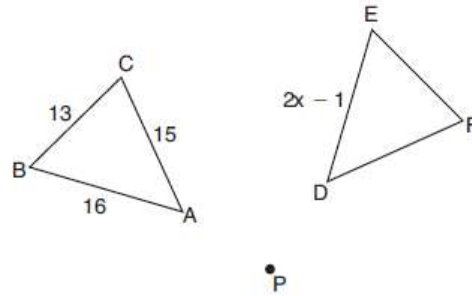
6. In the diagram below of $\triangle ABC$ and $\triangle XYZ$, a sequence of rigid motions maps $\angle A$ onto $\angle X$, $\angle C$ onto $\angle Z$, and \overline{AC} onto \overline{XZ} . If $\angle A = 65^\circ$ and $\angle Y = 75^\circ$, find the measure of $\angle C$.



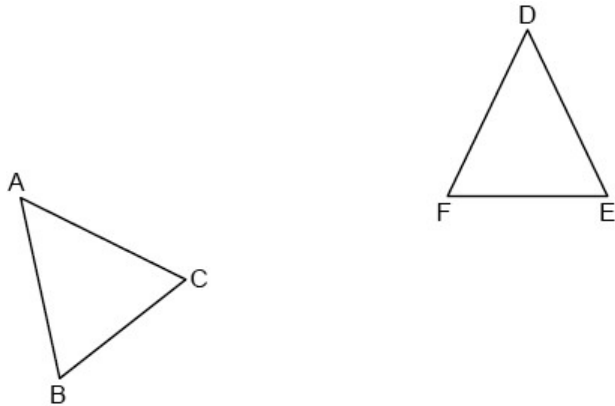
7. In the diagram below, a sequence of rigid motions maps $ABCD$ onto $JKLM$. If $m\angle A = 82^\circ$, $m\angle B = 104^\circ$, and $m\angle L = 121^\circ$, find the measure of $\angle M$.



7. In the diagram below, $\triangle ABC$ with sides 13, 15, and 16, is mapped onto $\triangle DEF$ after a clockwise rotation of 90° about point P . If $\overline{DE} = 2x - 1$, what is the value of x ?



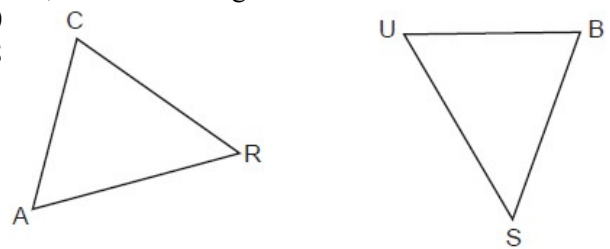
8. In the diagram below, $\triangle DEF$ is the image of $\triangle ABC$ after a reflection. If $\overline{AB} = 7$, $\overline{CB} = 5$, $\overline{AC} = 8$, and $\overline{DE} = 5x - 3$, find the value of x .



9. In the diagram below, $\triangle CAR$ is mapped onto $\triangle BUS$ after a sequence of rigid motions. If $\overline{AR} = 3x + 4$, $\overline{RC} = 5x - 10$, $\overline{CA} = 2x + 6$, and $\overline{SB} = 4x - 4$, what is the length of \overline{SB} ?

- 1) 6
- 2) 16

- 3) 20
- 4) 28






Regular Polygon Rotations

To determine the minimum number of degrees a regular polygon must be rotated to be mapped onto itself:

1) The minimum rotation is $\frac{360}{n}$.

2) **Any multiple of that will also map the regular polygon onto itself!**

1. If a regular pentagon is rotated clockwise around its center, what is the minimum number of degrees it must be rotated to map onto itself?



2. What is the minimum rotation of degrees it would take a regular octagon to be rotated onto itself?

3. What is the minimum rotation of degrees it would take a square to be rotated onto itself?

4. Which of the following degree measures would map a regular hexagon onto itself?

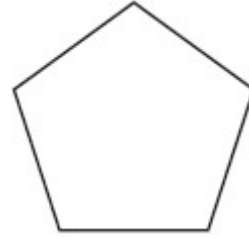
- 1) 45 3) 180
2) 90 4) 270

5. Which of the following degree measures would map a regular nonagon onto itself?

- 1) 60 3) 180
2) 90 4) 240

6. The regular polygon below is rotated about its center. Which angle of rotation will carry the figure onto itself?

- 1) 60°
- 2) 108°
- 3) 216°
- 4) 540°



7. Which rotation would map a regular hexagon onto itself?

- 1) 45°
- 2) 150°
- 3) 240°
- 4) 315°

8. Which rotation about its center will carry a regular decagon onto itself?

- 1) 54°
- 2) 162°
- 3) 198°
- 4) 252°

9. Which rotation about its center will carry a regular octagon onto itself?

- 1) 80°
- 2) 315°
- 3) 280°
- 4) 120°

10. Which of the following rotations would not map a regular pentagon onto itself?

- 1) 144
- 2) 120
- 3) 216
- 4) 720

11. Which of the following rotations would not map an equilateral triangle onto itself?

- 1) 120°
- 2) 240°
- 3) 180°
- 4) 480°

12. Which figure will *not* carry onto itself after a 120-degree rotation about its center?

- 1) equilateral triangle
- 2) regular hexagon
- 3) regular octagon
- 4) regular nonagon



To map a shape onto itself:

Translation/Dilation: Never.

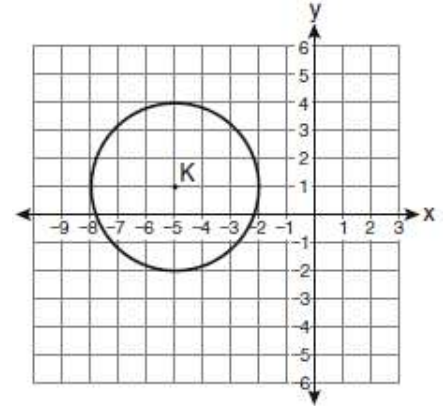
Reflection: **The line of reflection must be a line of symmetry** (cuts shape in half).

Rotation: **Center of rotation must be the center of the shape.** Use common sense for degree measure.

1. Circle *K* is shown in the graph below.

Which of the following transformations map circle *K* onto itself?

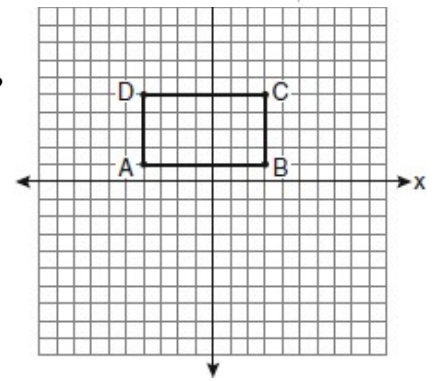
- 1) Reflection over the line *x*-axis
- 2) Reflection over the *y*-axis
- 3) Rotation of 90 centered at the origin
- 4) Rotation of 90 centered at *K*



2. On the set of axes below, Geoff drew rectangle *ABCD*.

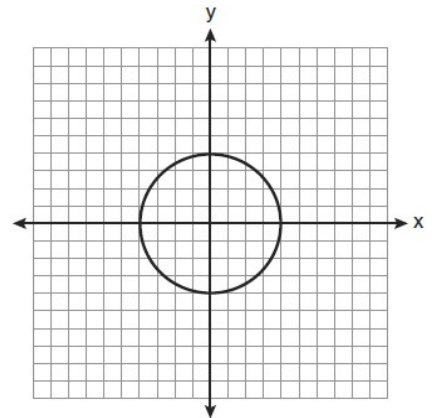
What of the following transformations would map the rectangle onto itself?

- 1) Reflection over the *y* axis
- 2) Reflection over the line $y = 3$
- 3) Rotation of 180 centered at the origin
- 4) Translation one unit to the right



3. In the diagram below, which transformation does *not* map the circle onto itself?

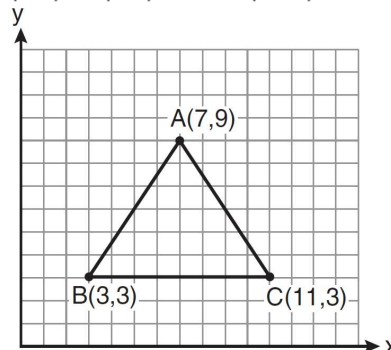
- 1) Rotation of 80 centered at the origin
- 2) Reflection over the line $y = 0$
- 3) Rotation of 180 centered at (4,0)
- 4) Reflection over the line $x = 0$



4. The vertices of the triangle in the diagram below are *A*(7, 9), *B*(3, 3), and *C*(11, 3).

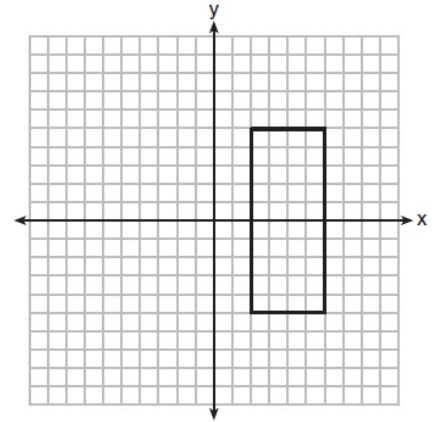
Which transformation will map $\triangle ABC$ onto itself?

- 1) Rotation of 60 centered at (3,3)
- 2) Reflection over the line $y = 5$
- 3) Reflection over the line $x = 7$
- 4) Translation 3 units up



5. As shown in the graph below, the quadrilateral is a rectangle. Which transformation would *not* map the rectangle onto itself?

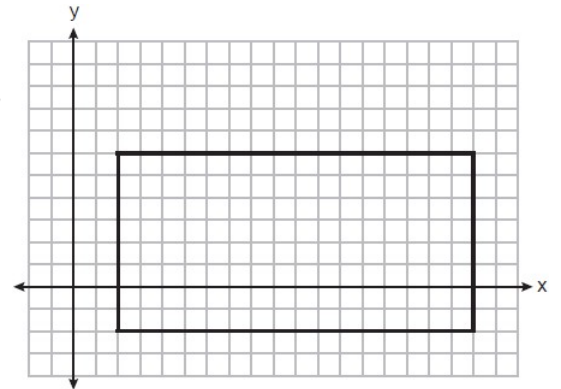
- 1) a reflection over the x -axis 3) a rotation of 180° about the origin
 2) a reflection over the line $x = 4$ 4) a rotation of 180° about the point $(4, 0)$



6. A rectangle is graphed on the set of axes below.

A reflection over which line would carry the rectangle onto itself?

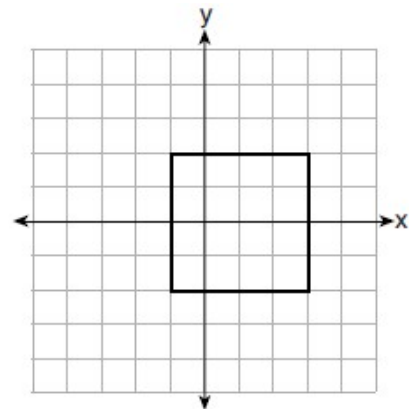
- 1) $y = 2$ 3) $y = \frac{1}{2}x - 3$
 2) $y = 10$ 4) $y = -\frac{1}{2}x + 7$



7. A square is graphed on the set of axes below, with vertices at $(-1, 2)$, $(-1, -2)$, $(3, -2)$, and $(3, 2)$.

Which transformation would *not* carry the square onto itself?

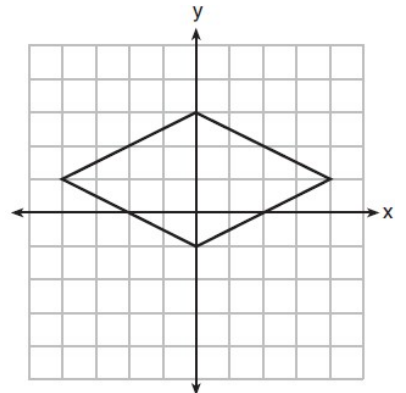
- 1) reflection over the y -axis 3) rotation of 180 degrees around point $(1, 0)$
 2) reflection over the x -axis 4) reflection over the line $y = x - 1$



8. A rhombus is graphed on the set of axes below.

Which transformation would carry the rhombus onto itself?

- 1) 180° rotation counterclockwise about the origin
 2) reflection over the line $y = \frac{1}{2}x + 1$
 3) reflection over the line $y = 0$
 4) reflection over the line $x = 0$





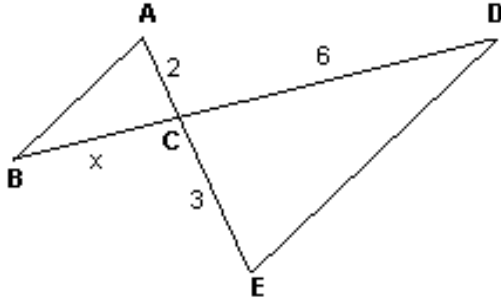
Bow Tie Problems

Corresponding sides of similar triangles are in proportion. Put the corresponding sides on top of each other to create the proportion.

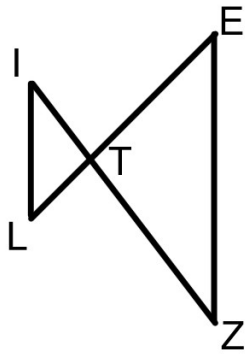
With parallel lines, the corresponding sides are diagonal from each other.



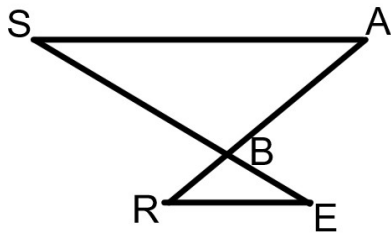
1. In the diagram below, $\overline{AB} \parallel \overline{DE}$. If $AC = 2$, $CD = 6$, and $CE = 3$, what is BC ?



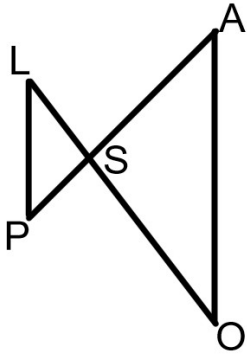
2. In the diagram below, $\overline{LI} \parallel \overline{ZE}$. If $LT = 12$, $TE = 18$, and $IT = 8$, find TZ .



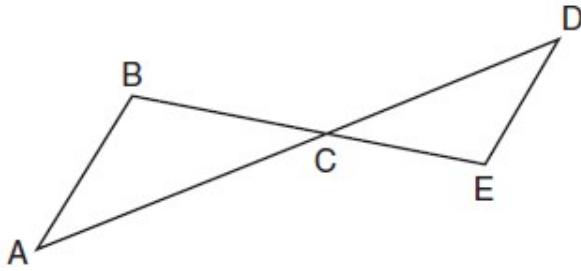
3. In the diagram below, $\overline{SA} \parallel \overline{RE}$. If $SB = 20$, $BE = 4$, and $BA = 12$, find RB .



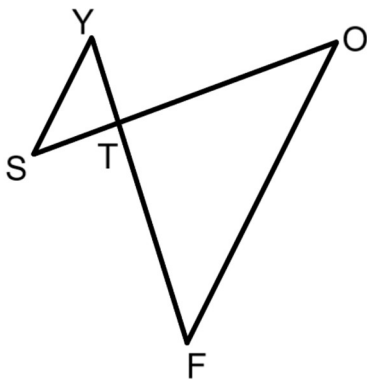
4. In the diagram below, $\overline{LP} \parallel \overline{AO}$. If $LS = 8$, $SO = 12$, $AO = 11$, and $PS = 6$, find SA .



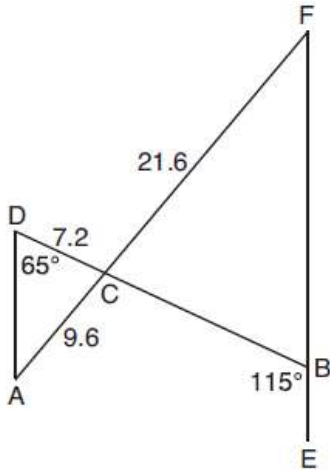
5. In the diagram below, \overline{AD} intersects \overline{BE} at C , and $\overline{AB} \parallel \overline{DE}$. If $CD = 6.6$ cm, $DE = 3.4$ cm, $CE = 4.2$ cm, and $BC = 5.25$ cm, what is the length of \overline{AC} , to the *nearest hundredth of a centimeter*?



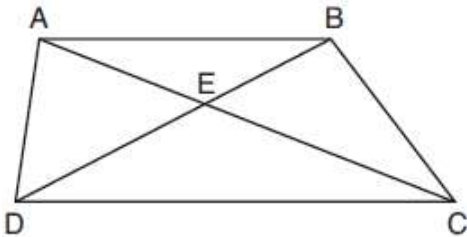
6. In the diagram below, \overline{SO} intersects \overline{YF} at T , and $\overline{SY} \parallel \overline{FO}$. If $\overline{ST} = 4.4$, $\overline{TO} = 10.7$, $\overline{TY} = 4.8$, and $\overline{SY} = 7.1$, what is the length of \overline{TF} , to the *nearest tenth*?



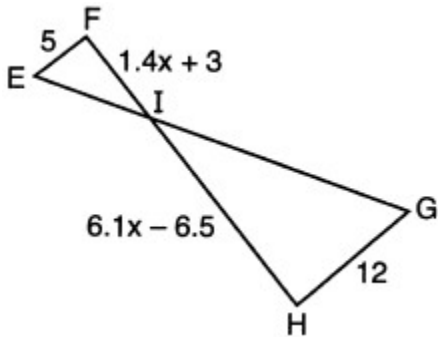
7. In the diagram below, \overline{AF} and \overline{DB} intersect at C , and \overline{AD} and \overline{FBE} are drawn such that $m\angle D = 65^\circ$, $m\angle CBE = 115^\circ$, $DC = 7.2$, $AC = 9.6$, and $FC = 21.6$. What is the length of \overline{CE} ?



8. In trapezoid $ABCD$ below, $\overline{AB} \parallel \overline{CD}$. If $AE = 5.2$, $AC = 11.7$, and $CD = 10.5$, what is the length of \overline{AB} , to the nearest tenth?



9. In the diagram below, $\overline{EF} \parallel \overline{HG}$, $EF = 5$, $HG = 12$, $FI = 1.4x + 3$, and $HI = 6.1x - 6.5$. What is the length of \overline{HI} ?





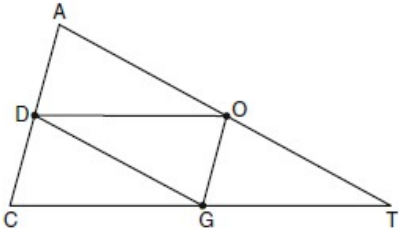
Joining the Midpoints of a Triangle

The midsegments are half of the opposite parallel sides

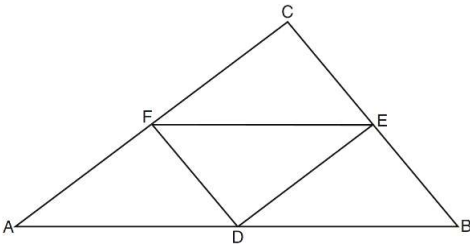
Perimeter Questions: Fill in the midsegments by cutting the opposite sides in half
Add up all of the outside pieces of the given shape

Algebra: $2(\text{midsegment}) = \text{opposite side}$

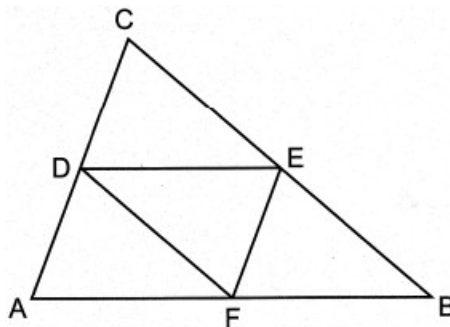
1. In the diagram below of $\triangle ACT$, D is the midpoint of \overline{AC} , O is the midpoint of \overline{AT} , and G is the midpoint of \overline{CT} . If $AC = 10$, $AT = 18$, and $CT = 22$, what is the perimeter of parallelogram $CDOG$?



2. In the diagram of $\triangle ABC$ shown below, D is the midpoint of \overline{AB} , E is the midpoint of \overline{BC} , and F is the midpoint of \overline{AC} . If $AB = 20$, $BC = 12$, and $AC = 16$, what is the perimeter of trapezoid $ABEF$?



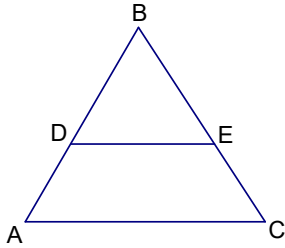
3. In $\triangle CAB$ below, midsegments \overline{DE} , \overline{EF} , and \overline{FD} are drawn.



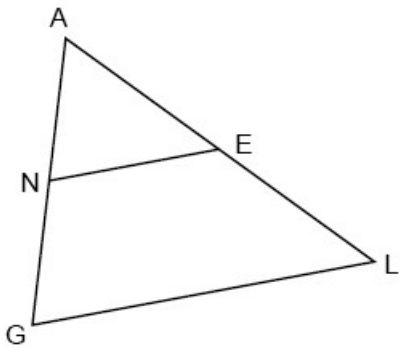
If $CA = 14$, $CB = 20$, and $FB = 9$, what is the perimeter of quadrilateral $DEFA$?

- 1) 26
- 2) 32
- 3) 44
- 4) 52

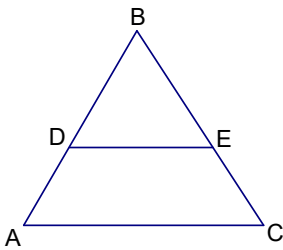
4. D and E are midpoints of \overline{AB} and \overline{BC} respectively. If $\overline{AC} = x + 15$ and $\overline{DE} = x - 3$, find the measure of \overline{DE} .



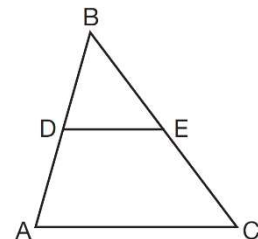
5. In $\triangle AGL$ below, N and E are the midpoints of \overline{AG} and \overline{AL} , respectively, \overline{NE} is drawn. If $NE = 15$ and $GL = 3x - 12$, determine and state the value of x .



6. D and E are midpoints of \overline{AB} and \overline{BC} respectively. If $\overline{DE} = 2x + 5$ and $\overline{AC} = 7x + 1$, find the measure of \overline{AC} .



7. In $\triangle ABC$, D is the midpoint of \overline{AB} and E is the midpoint of \overline{BC} . If $AC = 3x - 15$ and $DE = 6$, what is the value of x ?

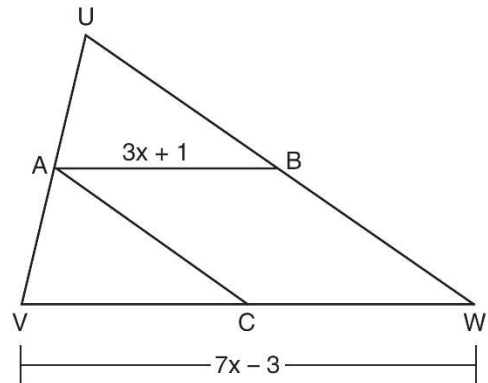


8. In $\triangle ABC$, M is the midpoint of \overline{AB} and N is the midpoint of \overline{AC} . If $MN = x + 13$ and $BC = 5x - 1$, what is the length of \overline{MN} ?

9. In $\triangle XYZ$, A is the midpoint of \overline{XY} and B is the midpoint of \overline{YZ} . If $AB = 4x + 10$ and $XZ = 13x - 5$, find AB .

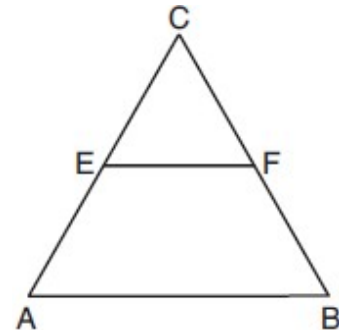
10. In the diagram of $\triangle UVW$ below, A is the midpoint of \overline{UV} , B is the midpoint of \overline{UW} , C is the midpoint of \overline{VW} , and \overline{AB} and \overline{AC} are drawn.

If $VW = 7x - 3$ and $AB = 3x + 1$, what is the length of \overline{VC} ?



11. In the diagram of equilateral triangle ABC shown below, E and F are the midpoints of \overline{AC} and \overline{BC} , respectively.

If $EF = 2x + 8$ and $AB = 7x - 2$, what is the perimeter of trapezoid $ABFE$?



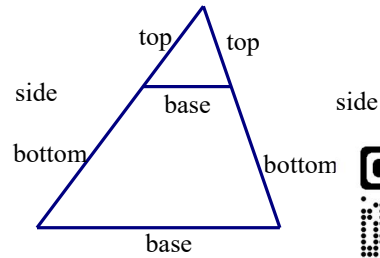


Candy Corn Problems

If the bases are not involved: $\frac{top}{top} = \frac{bottom}{bottom} = \frac{side}{side}$

If bases are involved: separate your triangles!

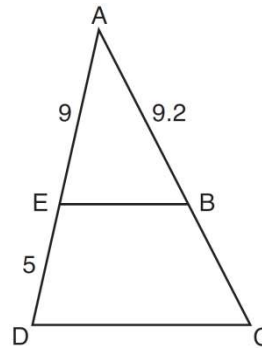
*Expect to have to add/subtract



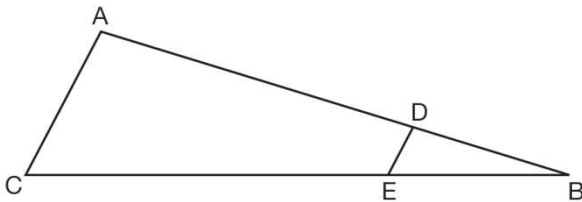
1. In the diagram of $\triangle ADC$ below, $\overline{EB} \parallel \overline{DC}$, $AE = 9$, $ED = 5$, and $AB = 9.2$.

What is the length of \overline{AC} , to the nearest tenth?

- 1) 5.1
- 2) 5.2
- 3) 14.3
- 4) 14.4



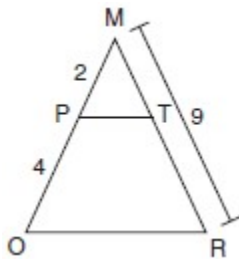
2. In the diagram of $\triangle ABC$, points D and E are on \overline{AB} and \overline{CB} , respectively, such that $\overline{AC} \parallel \overline{DE}$.



If $AD = 24$, $DB = 12$, and $DE = 4$, what is the length of \overline{AC} ?

- 1) 8
- 2) 12
- 3) 16
- 4) 72

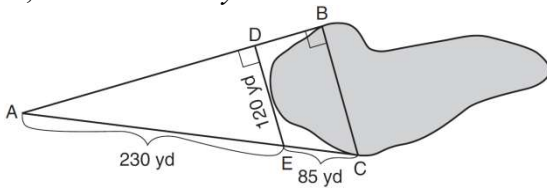
3. Given $\triangle MRO$ shown below, with trapezoid $PTRO$, $MR = 9$, $MP = 2$, and $PO = 4$.



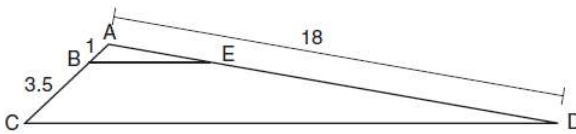
What is the length of \overline{TR} ?

- 1) 4.5
- 2) 5
- 3) 3
- 4) 6

4. To find the distance across a pond from point B to point C , a surveyor drew the diagram below. The measurements he made are indicated on his diagram. Use the surveyor's information to determine and state the distance from point B to point C , to the *nearest yard*.

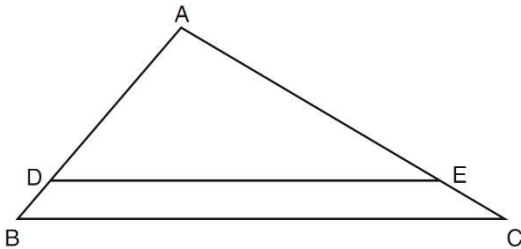


5. In the diagram below, triangle ACD has points B and E on sides \overline{AC} and \overline{AD} , respectively, such that $\overline{BE} \parallel \overline{CD}$, $AB = 1$, $BC = 3.5$, and $AD = 18$.

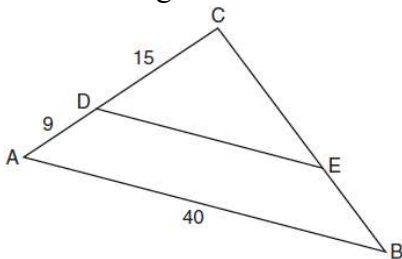


What is the length of \overline{AE} , to the *nearest tenth*?

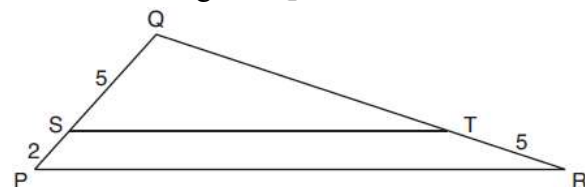
6. In the diagram of $\triangle ABC$ shown below, $\overline{DE} \parallel \overline{BC}$. If $\overline{AE} = 6$, $\overline{DE} = 10$, and $\overline{EC} = 3$, find \overline{BC} .



7. In the diagram of $\triangle ABC$ below, \overline{DE} is parallel to \overline{AB} , $CD = 15$, $AD = 9$, and $AB = 40$. Find the length of \overline{DE} .



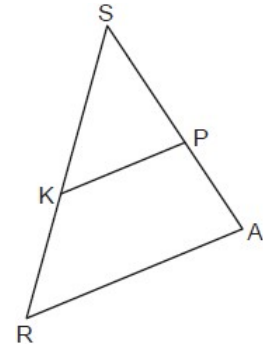
8. In the diagram below of $\triangle PQR$, \overline{ST} is drawn parallel to \overline{PR} , $PS = 2$, $SQ = 5$, and $TR = 5$. What is the length of \overline{QR} ?



9. In the diagram of $\triangle SRA$ below, \overline{KP} is drawn such that $\angle SKP \cong \angle SRA$.

If $SK = 10$, $SP = 8$, and $PA = 6$, what is the length of \overline{KR} , to the nearest tenth?

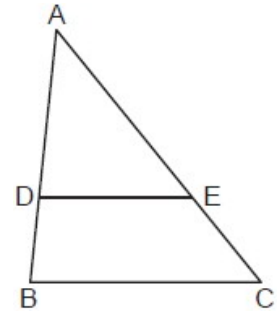
- 1) 4.8
- 2) 7.5
- 3) 8.0
- 4) 13.3



10. In triangle ABC below, D is a point on \overline{AB} and E is a point on \overline{AC} , such that $\overline{DE} \parallel \overline{BC}$.

If $AD = 12$, $DB = 8$, and $EC = 10$, what is the length of \overline{AC} ?

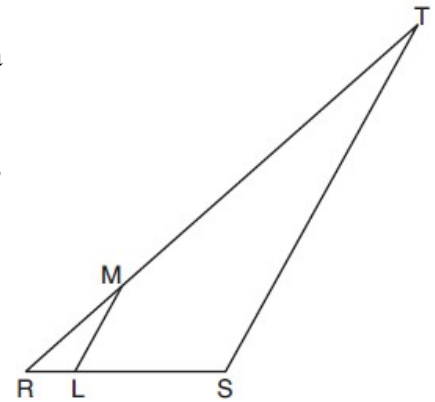
- 1) 15
- 2) 22
- 3) 24
- 4) 25



11. In the diagram below of $\triangle RST$, L is a point on \overline{RS} , and M is a point on \overline{RT} , such that $\overline{LM} \parallel \overline{ST}$.

If $RL = 2$, $LS = 6$, $LM = 4$, and $ST = x + 2$, what is the length of \overline{ST} ?

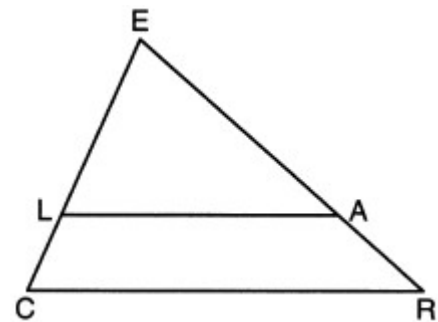
- 1) 10
- 2) 12
- 3) 14
- 4) 16



12. In the diagram below of $\triangle CER$, $\overline{LA} \parallel \overline{CR}$.

If $CL = 3.5$, $LE = 7.5$, and $EA = 9.5$, what is the length of \overline{AR} , to the nearest tenth?

- 1) 5.5
- 2) 4.4
- 3) 3.0
- 4) 2.8

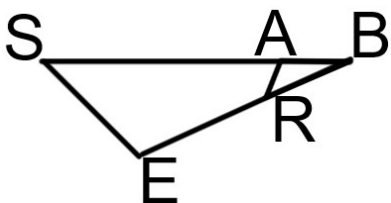




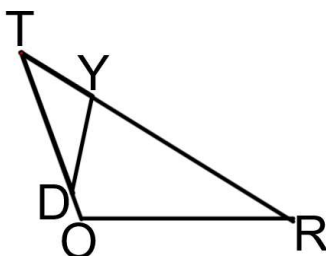
Overlapping Similar Triangles

- 1) Separate the triangles and draw them with the same orientation
- 2) Match up the corresponding letters (use reflexive property)
- 3) Create a proportion and solve

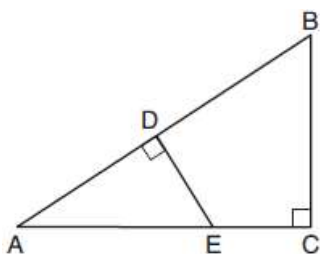
1. In triangle SEB , A is on \overline{SB} , and E is on \overline{EB} so that $\angle E \cong \angle BAR$.
If $\overline{SB} = 6$, $\overline{RB} = 2$, and $\overline{SE} = 3$, find \overline{RA} .



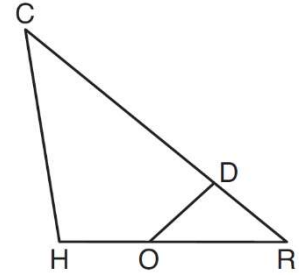
2. In triangle TOR , Y is on \overline{TR} , and D is on \overline{TO} so that $\angle TYD \cong \angle ROT$.
If $\overline{TY} = 2$, $\overline{YR} = 6$, and $\overline{TD} = 4$, find \overline{TO} .



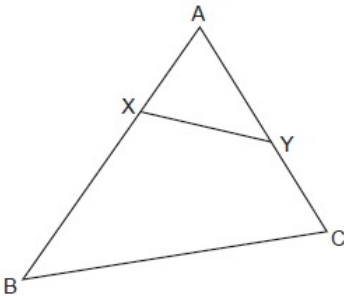
3. In $\triangle ABC$ shown below, $\angle ACB$ is a right angle, E is a point on \overline{AC} , and \overline{ED} is drawn perpendicular to hypotenuse \overline{AB} . If $AB = 9$, $BC = 6$, and $DE = 4$, what is the length of \overline{AE} ?



4. In triangle CHR , O is on \overline{HR} , and D is on \overline{CR} so that $\angle H \cong \angle RDO$. If $RD = 4$, $RO = 6$, and $OH = 4$, what is the length of \overline{CD} ?

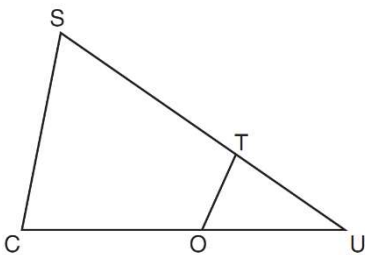


5. In the diagram below of $\triangle ABC$, X and Y are points on \overline{AB} and \overline{AC} , respectively, such that $m\angle AYX = m\angle B$. If $\overline{AX} = 2$, $\overline{AY} = 5$, and $\overline{YC} = 4$, find \overline{BX} .



6. In $\triangle SCU$ shown below, points T and O are on \overline{SU} and \overline{CU} , respectively. Segment OT is drawn so that $\angle C \cong \angle OTU$.

If $TU = 4$, $OU = 5$, and $OC = 7$, what is the length of \overline{ST} ?





**When an altitude is drawn to a right triangle
HLLS and SAAS**


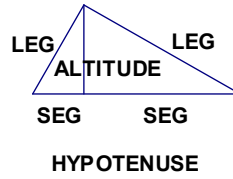
$$\frac{H}{L} = \frac{L}{S} \quad \frac{S}{A} = \frac{A}{S}$$

If L is involved, use HLLS

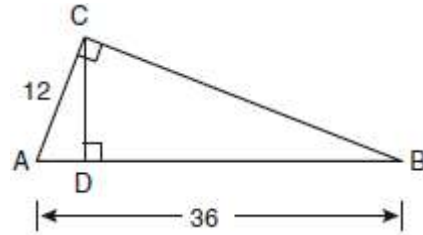
If A is involved, use SAAS

If they're both involved, use both! (usually HLLS first)

If you don't have enough information to do either, do $a^2 + b^2 = c^2$



1. In the diagram below of right triangle ACB , altitude \overline{CD} is drawn to hypotenuse \overline{AB} .

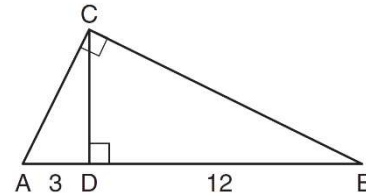


If $\overline{AB} = 36$ and $\overline{AC} = 12$, what is the length of \overline{AD} ?

- 1) 32
- 2) 6
- 3) 3
- 4) 4

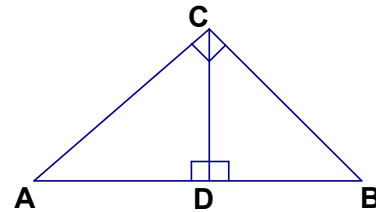
2. In the diagram below of right triangle ABC , altitude \overline{CD} is drawn to hypotenuse \overline{AB} .

If $\overline{AD} = 3$ and $\overline{DB} = 12$, what is the length of altitude \overline{CD} ?

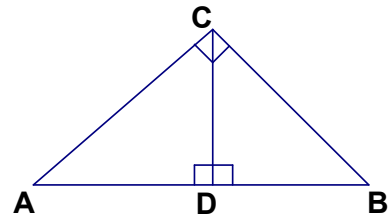


- 1) 6
- 2) $6\sqrt{5}$
- 3) 3
- 4) $3\sqrt{5}$

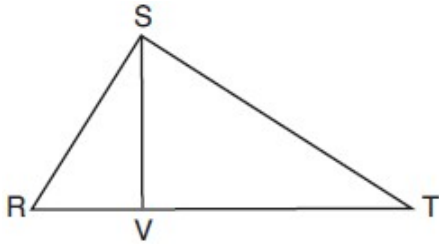
3. If $\overline{AD} = 3$ and $\overline{DB} = 27$, find \overline{CD}



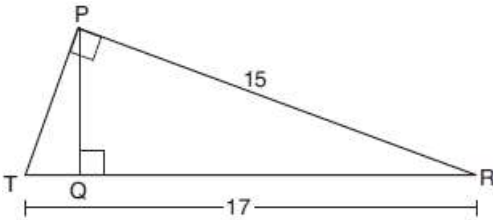
4. If $\overline{AD} = 2$ and $\overline{AB} = 18$, find \overline{BC} to the nearest tenth



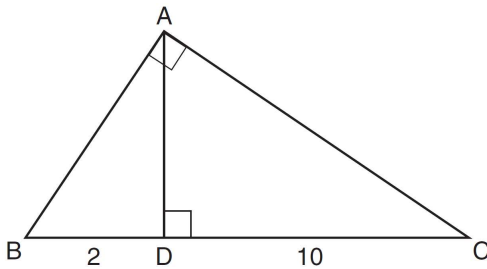
5. In right triangle RST below, altitude \overline{SV} is drawn to hypotenuse \overline{RT} . If $RV = 4.1$ and $TV = 10.2$, what is the length of \overline{ST} , to the *nearest tenth*?



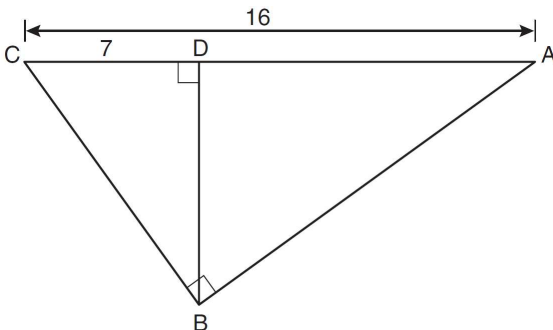
6. In right triangle PRT , $m\angle P = 90^\circ$, altitude \overline{PQ} is drawn to hypotenuse \overline{RT} , $RT = 17$, and $PR = 15$. Determine and state, to the *nearest tenth*, the length of \overline{RQ} .



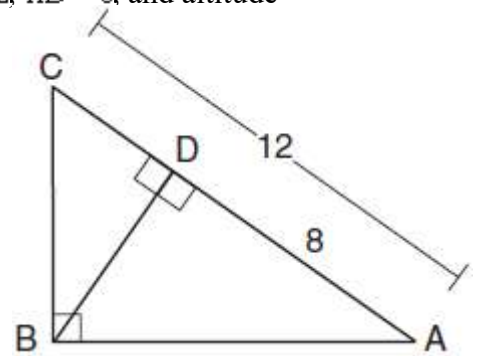
8. Triangle ABC shown below is a right triangle with altitude \overline{AD} drawn to the hypotenuse \overline{BC} . If $BD = 2$ and $DC = 10$, what is the length of \overline{AB} to the *nearest tenth*?



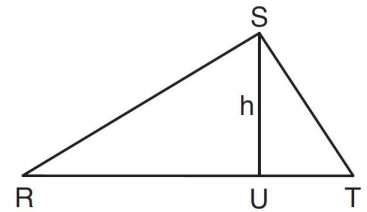
9. In the diagram below of right triangle ABC , altitude \overline{BD} is drawn to hypotenuse \overline{AC} , $AC = 16$, and $CD = 7$. What is the length of \overline{BD} to the *nearest tenth*?



10. In the diagram below of $\triangle ABC$, $\angle ABC$ is a right angle, $AC = 12$, $AD = 8$, and altitude \overline{BD} is drawn. What is the length of \overline{BC} to the nearest tenth?



11. In $\triangle RST$ shown below, altitude \overline{SU} is drawn to \overline{RT} at U . If $SU = h$, $UT = 12$, and $RT = 42$, which value of h , to the nearest tenth, will make $\triangle RST$ a right triangle with $\angle RST$ as a right angle?



12. In right triangle ABC , altitude \overline{CD} is drawn to hypotenuse \overline{AB} . If $AD = 4$ and $CD = 8$, the length of \overline{BD} is

- 1) $\sqrt{48}$ 3) 12
- 2) $\sqrt{80}$ 4) 16

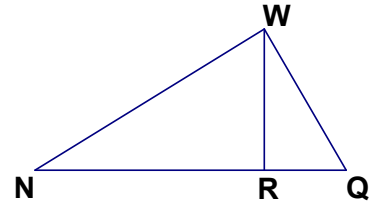
13. Line segment CD is the altitude drawn to hypotenuse \overline{EF} in right triangle ECF . If $EC = 10$ and $EF = 24$, then, to the nearest tenth, ED is

- 1) 4.2
- 2) 5.4
- 3) 15.5
- 4) 21.8

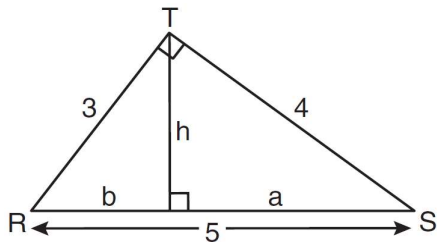
14. In right triangle RST , altitude \overline{TV} is drawn to hypotenuse \overline{RS} . If $RV = 12$ and $RT = 18$, what is the length of \overline{SV} ?

- 1) $6\sqrt{5}$
- 2) 15
- 3) $6\sqrt{6}$
- 4) 27

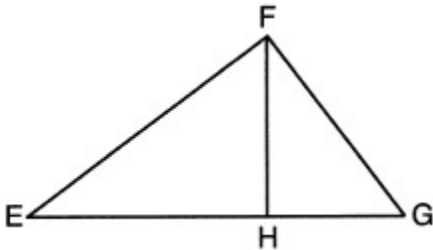
15. Altitude \overline{WR} is drawn to right triangle NWQ . If $\overline{QW} = 8$ and $\overline{NQ} = 16$, find \overline{WR} to the nearest tenth.



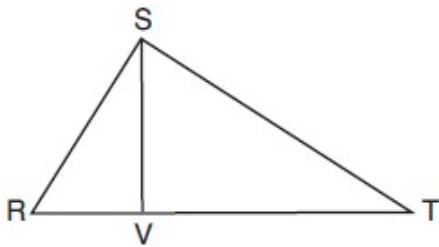
16. In the diagram below, $\triangle RST$ is a 3-4-5 right triangle. The altitude, h , to the hypotenuse has been drawn. Determine the length of h .



17. In the diagram below of right triangle EFG , altitude \overline{FH} intersects hypotenuse \overline{EG} at H . If $\overline{FH} = 9$ and $\overline{EF} = 15$, what is \overline{EG} ?



18. In right triangle RST below, altitude \overline{SV} is drawn to hypotenuse \overline{RT} . If $\overline{SV} = 5$, and $\overline{ST} = 13$ find \overline{RV} .





HLLS SAAS Multiple Choice Problems

See if each proportion satisfies $\frac{H}{L} = \frac{L}{S}$ or $\frac{S}{A} = \frac{A}{S}$.

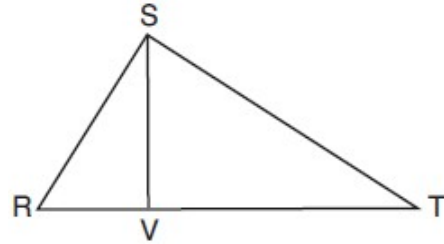
1. In right triangle RST below, altitude \overline{SV} is drawn to hypotenuse \overline{RT} . Which of the following proportions is true?

1) $\frac{\overline{RV}}{\overline{VS}} = \frac{\overline{VT}}{\overline{VS}}$

2) $\frac{\overline{RT}}{\overline{RS}} = \frac{\overline{RS}}{\overline{VT}}$

3) $\frac{\overline{RT}}{\overline{SV}} = \frac{\overline{SV}}{\overline{VT}}$

4) $\frac{\overline{RT}}{\overline{ST}} = \frac{\overline{ST}}{\overline{VT}}$



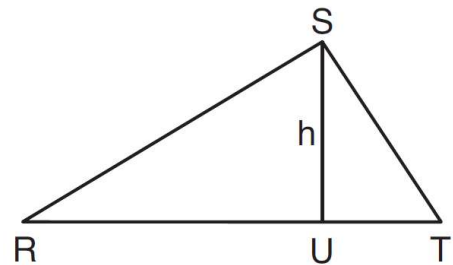
2. In right triangle RST below, altitude \overline{SU} is drawn to hypotenuse \overline{RT} . Which of the following proportions is *not* true?

1) $\frac{\overline{RU}}{\overline{SU}} = \frac{\overline{SU}}{\overline{UT}}$

2) $\frac{\overline{SU}}{\overline{RU}} = \frac{\overline{RU}}{\overline{UT}}$

3) $\frac{\overline{RT}}{\overline{RS}} = \frac{\overline{RS}}{\overline{RU}}$

4) $\frac{\overline{TR}}{\overline{ST}} = \frac{\overline{ST}}{\overline{UT}}$



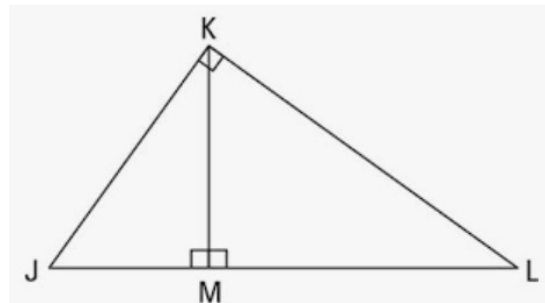
3. In right triangle JKL below, altitude \overline{KM} is drawn to hypotenuse \overline{JL} . Which of the following proportions is *not* true?

1) $\frac{\overline{JL}}{\overline{JK}} = \frac{\overline{JK}}{\overline{JM}}$

2) $\frac{\overline{JM}}{\overline{KM}} = \frac{\overline{KM}}{\overline{ML}}$

3) $\frac{\overline{JL}}{\overline{KL}} = \frac{\overline{KL}}{\overline{JM}}$

4) $\frac{\overline{ML}}{\overline{MK}} = \frac{\overline{MK}}{\overline{MJ}}$





To determine if a proportion is correct

Look at the letters vertically and horizontally

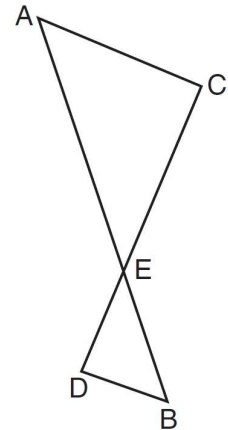
One direction, the letters should correspond

Second direction, the letters should be in the same triangle

*It does not matter which direction does which

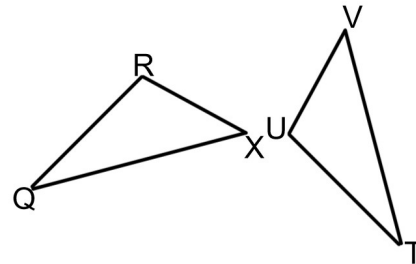
1. As shown in the diagram below, \overline{AB} and \overline{CD} intersect at E , and $\overline{AC} \parallel \overline{BD}$.
Given $\triangle AEC \sim \triangle BED$, which equation is true?

- 1) $\frac{CE}{DE} = \frac{EB}{EA}$
- 2) $\frac{AE}{BE} = \frac{AC}{BD}$
- 3) $\frac{EC}{AE} = \frac{BE}{ED}$
- 4) $\frac{ED}{EC} = \frac{AC}{BD}$



2. In the diagram below, $\triangle QRX \sim \triangle TUV$. Which of the following statements is *not* true?

- 1) $\frac{\overline{QR}}{\overline{TU}} = \frac{\overline{QX}}{\overline{TV}}$
- 2) $\frac{\angle X}{\angle V} = \frac{\angle Q}{\angle T}$
- 3) $\frac{\overline{RX}}{\overline{UV}} = \frac{\overline{VT}}{\overline{XQ}}$
- 4) $\frac{\overline{QX}}{\overline{QR}} = \frac{\overline{TV}}{\overline{TU}}$



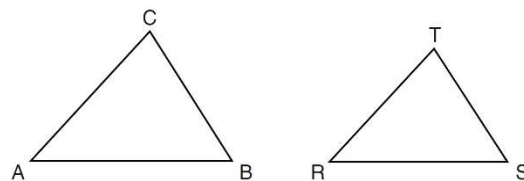
3. Given that $\triangle DEF \sim \triangle HIJ$, which is the correct statement about their corresponding sides?

- 1) $\frac{\overline{EF}}{\overline{IJ}} = \frac{\overline{DE}}{\overline{HI}}$
- 2) $\frac{\overline{EF}}{\overline{HI}} = \frac{\overline{IJ}}{\overline{DE}}$
- 3) $\frac{\overline{DE}}{\overline{HJ}} = \frac{\overline{EF}}{\overline{HI}}$
- 4) $\frac{\overline{DE}}{\overline{JI}} = \frac{\overline{EF}}{\overline{HJ}}$

4. In the diagram below, $\triangle ABC \sim \triangle RST$.

Which statement is *not* true?

- 1) $\angle A \cong \angle R$
- 2) $\frac{\overline{AB}}{\overline{RS}} = \frac{\overline{BC}}{\overline{ST}}$
- 3) $\frac{\overline{AB}}{\overline{BC}} = \frac{\overline{ST}}{\overline{RS}}$
- 4) $\angle B \cong \angle S$



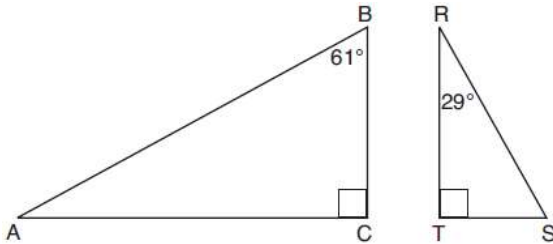
5. Scalene triangle ABC is similar to triangle DEF . Which statement is *false*?

- 1) $\frac{\overline{AB}}{\overline{BC}} = \frac{\overline{DE}}{\overline{EF}}$
- 2) $\frac{\overline{AC}}{\overline{DF}} = \frac{\overline{BC}}{\overline{EF}}$
- 3) $\angle ACB \cong \angle DFE$
- 4) $\angle ABC \cong \angle EDF$

6. Given right triangle ABC with a right angle at C , $m\angle B = 61^\circ$. Given right triangle RST with a right angle at T , $m\angle R = 29^\circ$.

Which proportion in relation to $\triangle ABC$ and $\triangle RST$ is *not* correct?

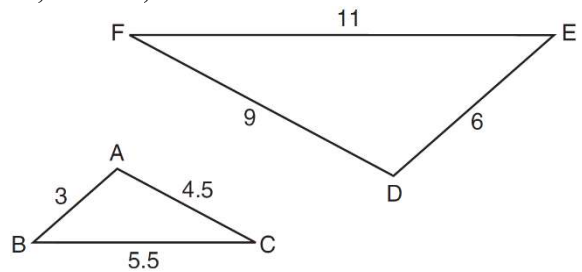
- 1) $\frac{AB}{RS} = \frac{RT}{AC}$
- 2) $\frac{BC}{ST} = \frac{AB}{RS}$
- 3) $\frac{BC}{ST} = \frac{AC}{RT}$
- 4) $\frac{AB}{AC} = \frac{RS}{RT}$



7. In the diagram below, $\triangle DEF$ is the image of $\triangle ABC$ after a clockwise rotation of 180° and a dilation where $AB = 3$, $BC = 5.5$, $AC = 4.5$, $DE = 6$, $FD = 9$, and $EF = 11$.

Which relationship must always be true?

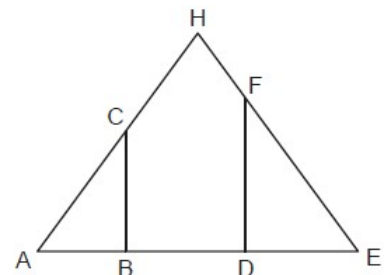
- 1) $\frac{m\angle A}{m\angle D} = \frac{1}{2}$
- 2) $\frac{m\angle C}{m\angle F} = \frac{2}{1}$
- 3) $\frac{m\angle A}{m\angle C} = \frac{m\angle F}{m\angle D}$
- 4) $\frac{m\angle B}{m\angle E} = \frac{m\angle C}{m\angle F}$



8. In the diagram below of isosceles triangle AHE with the vertex angle at H , $\overline{CB} \perp \overline{AE}$ and $\overline{FD} \perp \overline{AE}$.

Which statement is always true?

- 1) $\frac{AH}{AC} = \frac{EH}{EF}$
- 2) $\frac{AC}{EF} = \frac{AB}{ED}$
- 3) $\frac{AB}{ED} = \frac{CB}{FE}$
- 4) $\frac{AD}{AB} = \frac{BE}{DE}$





Candy Corn Problems: Is the Proportion True?

Have a picture of the original problem and the triangles separated.

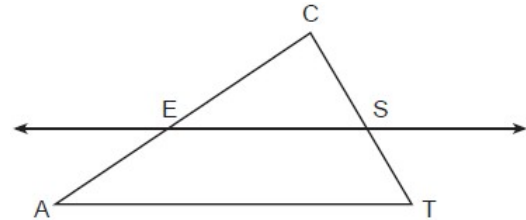
If bases are not involved, see if it satisfies $\frac{\text{top}}{\text{top}} = \frac{\text{bottom}}{\text{bottom}} = \frac{\text{side}}{\text{side}}$

If bases are involved, separate the triangles and follow the same procedure from previous lesson.

1. In the diagram below of $\triangle ACT$, \overleftrightarrow{ES} is drawn parallel to \overline{AT} such that E is on \overline{CA} and S is on \overline{CT} .

Which statement is always true?

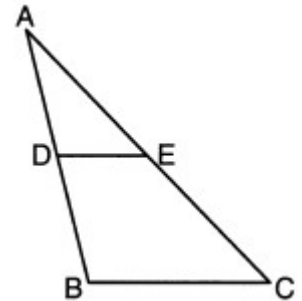
- 1) $\frac{CE}{CA} = \frac{CS}{ST}$ 3) $\frac{CE}{EA} = \frac{CS}{ST}$
 2) $\frac{CE}{ES} = \frac{EA}{AT}$ 4) $\frac{CE}{ST} = \frac{EA}{CS}$



2. In $\triangle ABC$ below, \overline{DE} is drawn such that D and E are on \overline{AB} and \overline{AC} , respectively.

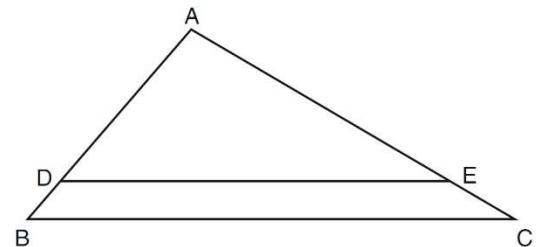
If $\overline{DE} \parallel \overline{BC}$, which equation will always be true?

- 1) $\frac{AD}{DE} = \frac{DB}{BC}$ 3) $\frac{AD}{BC} = \frac{DE}{DB}$
 2) $\frac{AD}{DE} = \frac{AB}{BC}$ 4) $\frac{AD}{BC} = \frac{DE}{AB}$



3. In the diagram of $\triangle ABC$ shown below, $\overline{DE} \parallel \overline{BC}$. Which of the following statements is *not* true?

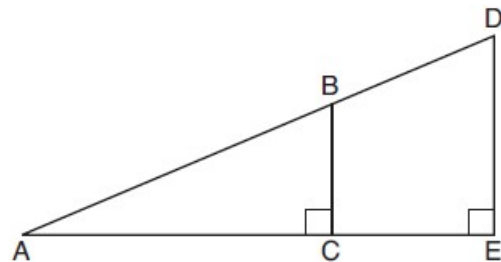
- 1) $\frac{AD}{DE} = \frac{AB}{BC}$ 3) $\frac{AD}{AE} = \frac{DB}{AC}$
 2) $\frac{BC}{DE} = \frac{CA}{EA}$ 4) $\frac{DB}{EC} = \frac{AB}{AC}$



4. In the diagram below of right triangle AED , $\overline{BC} \parallel \overline{DE}$.

Which statement is always true?

- 1) $\frac{AC}{BC} = \frac{DE}{AE}$
 2) $\frac{AB}{AD} = \frac{BC}{DE}$
 3) $\frac{AC}{CE} = \frac{BC}{DE}$
 4) $\frac{DE}{BC} = \frac{DB}{AB}$





To show triangles are similar:

The ANGLES of similar triangles are congruent

The SIDES of similar triangles are in proportion

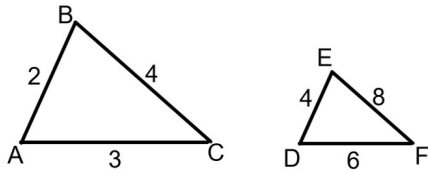
1) AA (2 pairs of corresponding angles are congruent)

2) SAS (2 pairs of corresponding sides are in proportion and the corresponding angles between them are congruent)

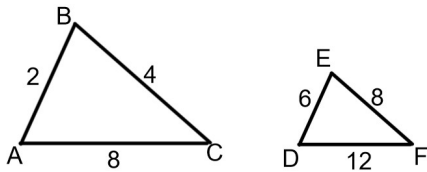
3) SSS (3 pairs of corresponding sides are in proportion)

*Congruent triangles must be similar. Similar triangles are not necessarily congruent.

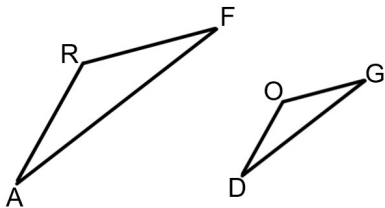
1. Determine whether the following triangles are similar. Explain your answer.



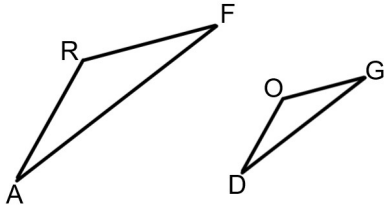
2. Determine whether the following triangles are similar. Explain your answer.



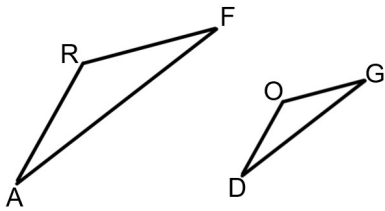
3. In the diagram below, $\overline{AR} = 15$, $\overline{RF} = 12$, $\overline{DO} = 10$, $\overline{OG} = 8$, and $\angle ARF \cong \angle DOG$. Must $\triangle ARF \sim \triangle DOG$? Explain your answer.



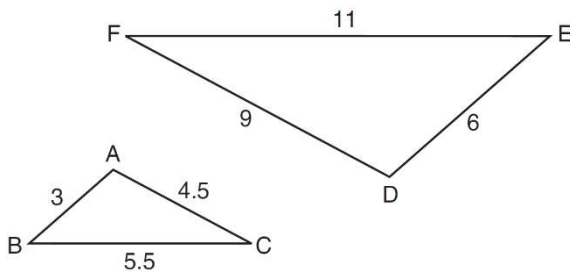
4. In the diagram below, $\overline{AR} = 18$, $\overline{RF} = 15$, $\overline{DO} = 12$, $\overline{OG} = 10$, and $\angle RAF \cong \angle ODG$. Must $\triangle ARF \sim \triangle DOG$? Explain your answer.



5. In the diagram below, $\overline{AF} = 20$, $\overline{RF} = 12$, $\overline{DG} = 12$, $\overline{OG} = 4$, and $\angle F \cong \angle G$. Must $\triangle ARF \sim \triangle DOG$? Explain your answer.



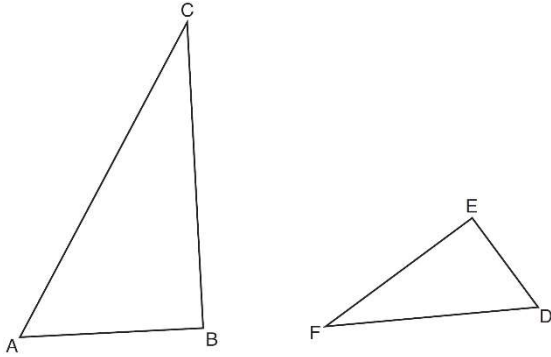
6. In the diagram below, $\triangle DEF$ is the image of $\triangle ABC$ after a clockwise rotation of 180° and a dilation where $AB = 3$, $BC = 5.5$, $AC = 4.5$, $DE = 6$, $FD = 9$, and $EF = 11$.



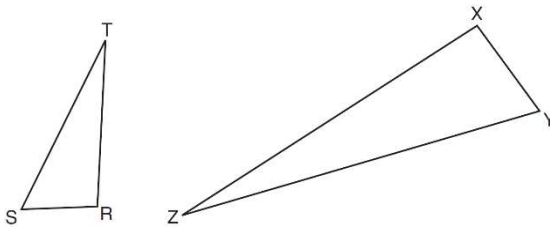
Show that $\triangle ABC \sim \triangle DEF$

7. Triangles ABC and DEF are drawn below.

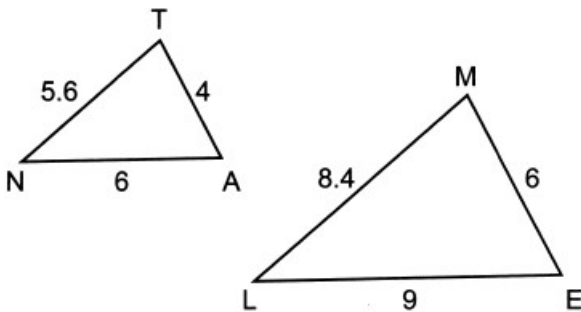
If $AB = 9$, $BC = 15$, $DE = 6$, $EF = 10$, and $\angle B \cong \angle E$, are the triangles similar? Explain your answer.



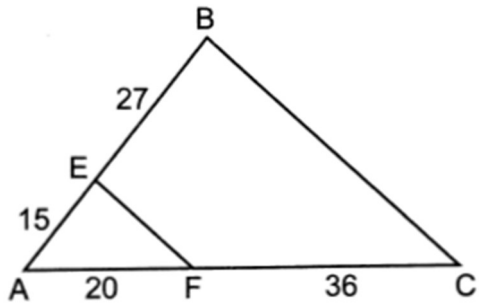
8. Triangles RST and XYZ are drawn below. If $RS = 6$, $ST = 14$, $XY = 9$, $YZ = 21$, and $\angle S \cong \angle Y$, is $\triangle RST$ similar to $\triangle XYZ$? Justify your answer.



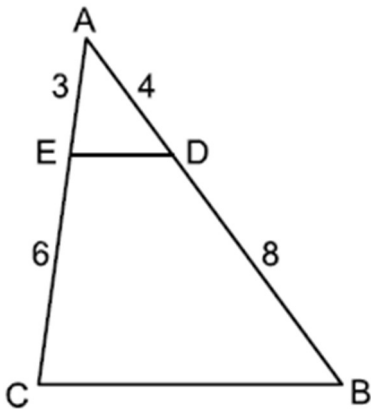
9. In triangles ANT and ELM below, $AN = 6$, $NT = 5.6$, $TA = 4$, $EL = 9$, $LM = 8.4$, and $ME = 6$. Explain why $\triangle ANT \sim \triangle ELM$.



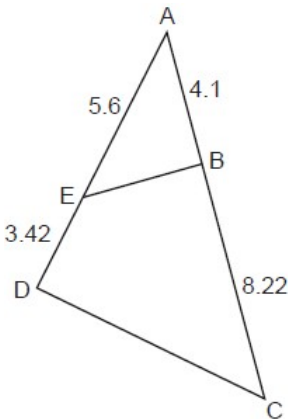
10. In the diagram below, $AE = 15$, $EB = 27$, $AF = 20$, and $FC = 36$. Is $\triangle ABC \sim \triangle AEF$. Explain your answer.



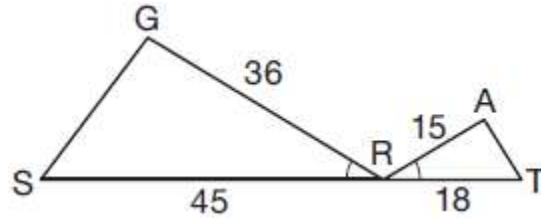
11. In $\triangle ABC$ below, \overline{DE} is drawn such that $AD = 4$, $DB = 8$, $AE = 3$, and $EC = 6$. Explain why $\triangle ADE \sim \triangle ABC$.



12. In $\triangle ADC$ below, \overline{EB} is drawn such that $AB = 4.1$, $AE = 5.6$, $BC = 8.22$, and $ED = 3.42$. Is $\triangle ABE$ similar to $\triangle ADC$? Explain why.



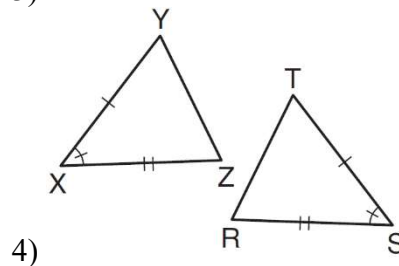
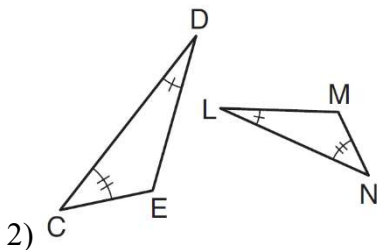
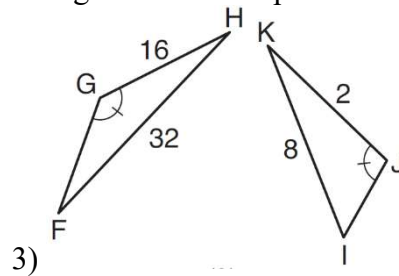
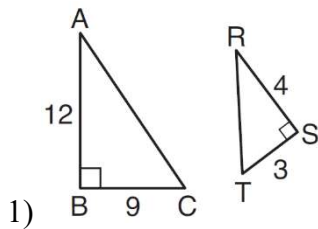
13. In the diagram below, $\angle GRS \cong \angle ART$, $GR = 36$, $SR = 45$, $AR = 15$, and $RT = 18$.



Which triangle similarity statement is correct?

- 1) $\triangle GRS \sim \triangle ART$ by AA. 3) $\triangle GRS \sim \triangle ART$ by SSS.
 2) $\triangle GRS \sim \triangle ART$ by SAS. 4) $\triangle GRS$ is not similar to $\triangle ART$.

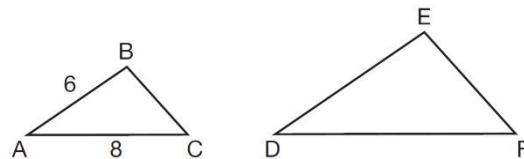
14. Using the information given below, which set of triangles can *not* be proven similar?



15. In the diagram below, $\triangle ABC \sim \triangle DEF$.

If $AB = 6$ and $AC = 8$, which statement will justify similarity by SAS?

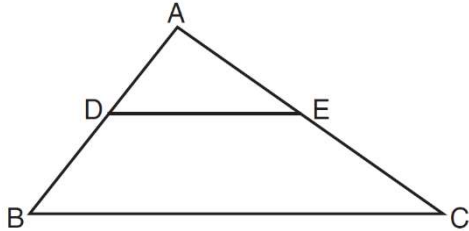
- 1) $DE = 9$, $DF = 12$, and $\angle A \cong \angle D$
 2) $DE = 8$, $DF = 10$, and $\angle A \cong \angle D$
 3) $DE = 36$, $DF = 64$, and $\angle C \cong \angle F$
 4) $DE = 15$, $DF = 20$, and $\angle C \cong \angle F$



16. In the diagram below, $\triangle ABC \sim \triangle ADE$.

Which measurements are justified by this similarity?

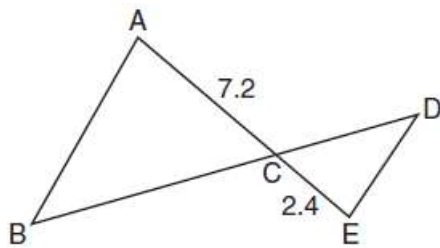
- 1) $AD = 3$, $AB = 6$, $AE = 4$, and $AC = 12$
- 2) $AD = 5$, $AB = 8$, $AE = 7$, and $AC = 10$
- 3) $AD = 3$, $AB = 9$, $AE = 5$, and $AC = 10$
- 4) $AD = 2$, $AB = 6$, $AE = 5$, and $AC = 15$



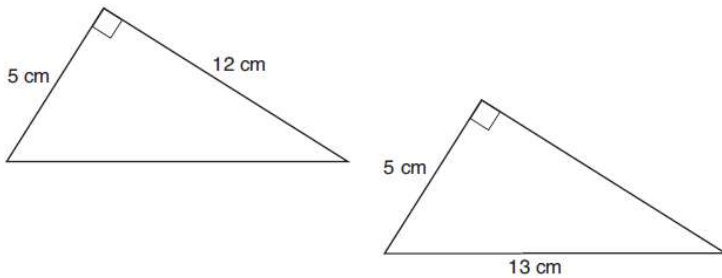
17. In the diagram below, $AC = 7.2$ and $CE = 2.4$.

Which statement is *not* sufficient to prove $\triangle ABC \sim \triangle EDC$?

- 1) $\overline{AB} \parallel \overline{ED}$
- 2) $DE = 2.7$ and $AB = 8.1$
- 3) $CD = 3.6$ and $BC = 10.8$
- 4) $DE = 3.0$, $AB = 9.0$, $CD = 2.9$, and $BC = 8.7$



18. Skye says that the two triangles below are congruent. Margaret says that the two triangles are similar. Are Skye and Margaret both correct? Explain why.



19. If $\triangle ABC$ is mapped onto $\triangle DEF$ after a line reflection and $\triangle DEF$ is mapped onto $\triangle XYZ$ after a translation, the relationship between $\triangle ABC$ and $\triangle XYZ$ is that they are always

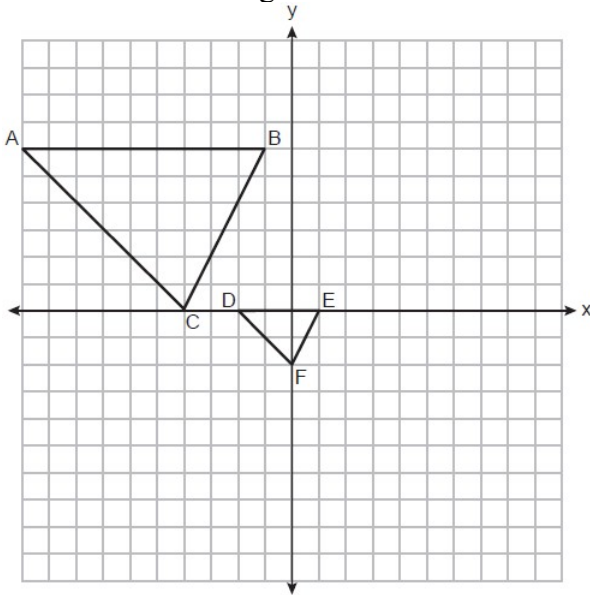
- 1) congruent and similar
- 2) congruent but not similar
- 3) similar but not congruent
- 4) neither similar nor congruent



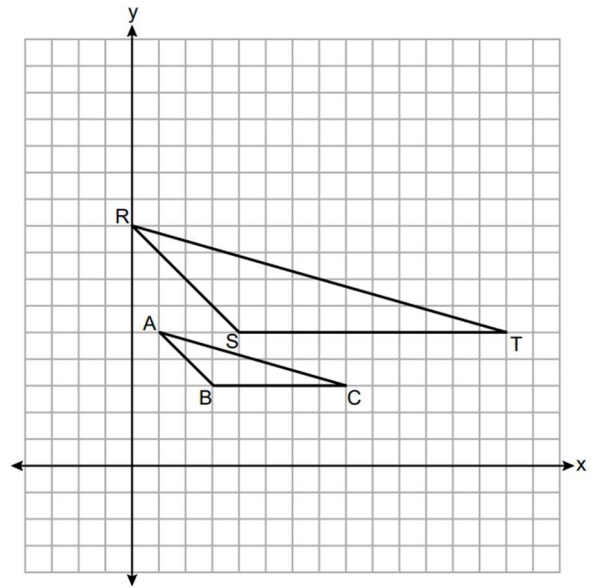
$$\text{Scale factor} = \frac{\text{image}}{\text{original}}$$

Find the center of dilation AND the scale factor if

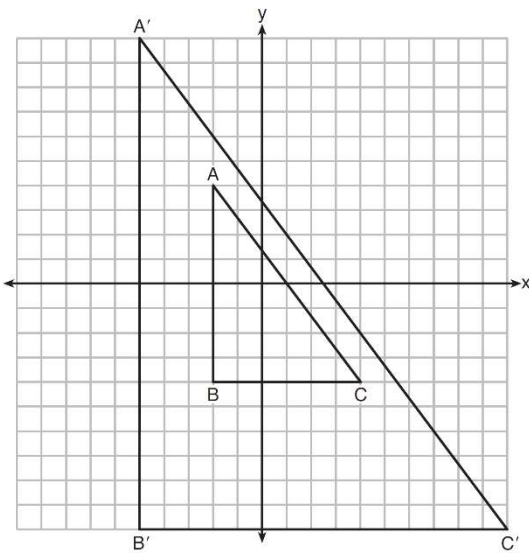
1. $\triangle ABC$ is the image of $\triangle DEF$



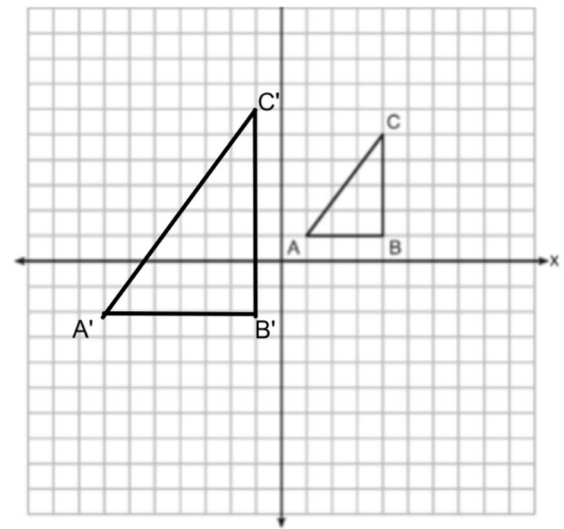
2. $\triangle RST$ is the image of $\triangle ABC$



3. $\triangle A'B'C'$ is the image of $\triangle ABC$



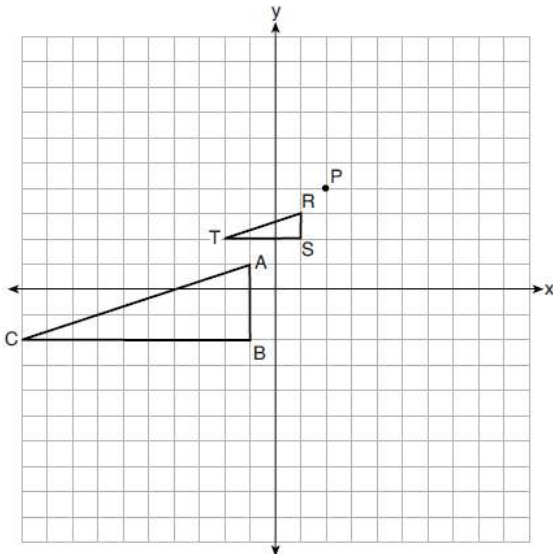
4. $\triangle A'B'C'$ is the image of $\triangle ABC$



5. After a dilation with center $(0, 0)$, the image of \overline{DB} is $\overline{D'B'}$. If $DB = 4.5$ and $D'B' = 18$, what is the scale factor of this dilation?

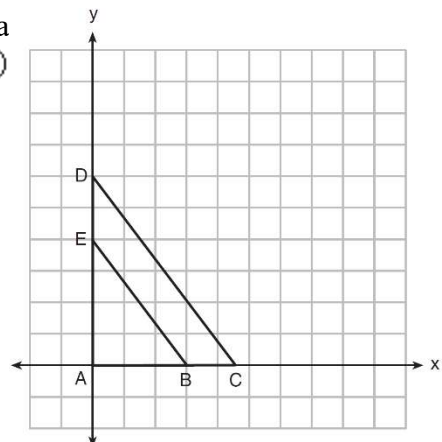
6. \overline{DR} is dilated centered at point D such that $\overline{DR} = 8$ and $\overline{D'R'} = 12$. What is the scale factor of the dilation?

7. On the set of axes below, $\triangle RST$ is the image of $\triangle ABC$ after a dilation centered at point P. What is the scale factor of the dilation that maps $\triangle ABC$ onto $\triangle RST$?

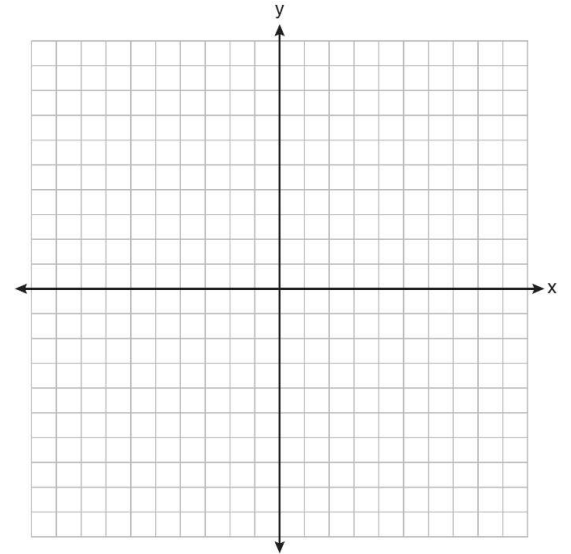


8. In the diagram below, $\triangle ABE$ is the image of $\triangle ACD$ a origin. The coordinates of the vertices are $A(0, 0)$, $B(3, 0)$. The scale factor of dilation is

- 1) $\frac{2}{3}$
- 2) $\frac{3}{2}$
- 3) $\frac{3}{4}$
- 4) $\frac{4}{3}$

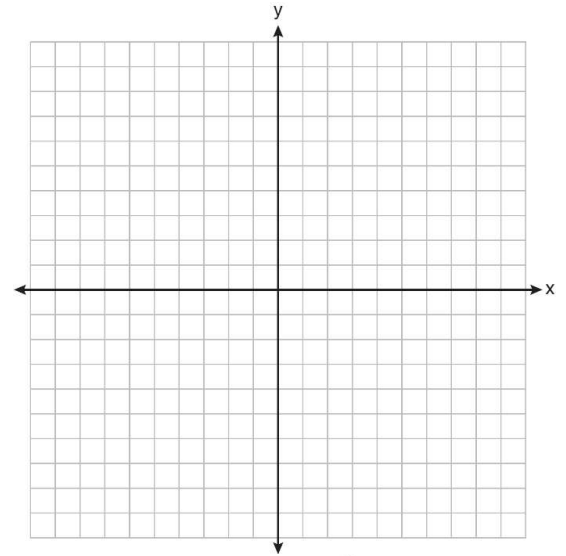


9. $\triangle ABC$ has coordinates $A(-2,8)$, $B(6,8)$, and $C(8,5)$. The coordinates of $\triangle XYZ$, the image of $\triangle ABC$ after a sequence of transformations is $X(1,2)$, $Y(7,2)$, and $Z(8,0)$. What is the scale factor?



10. After a dilation centered at the origin, the image of \overline{CD} is $\overline{C'D'}$. If the coordinates of the endpoints of these segments are $C(2,-8)$, $D(-7,-8)$, $C'(3,4)$, and $D'(-3,4)$. The scale factor of the dilation is

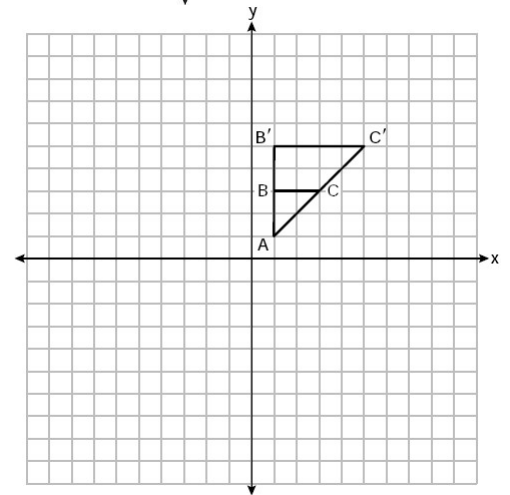
- 1) $\frac{3}{2}$
- 2) $\frac{2}{3}$
- 3) 3
- 4) $\frac{1}{3}$



11. On the set of axes below, $\triangle A'B'C'$ is the image of $\triangle ABC$.

What is the scale factor and center of dilation that maps $\triangle ABC$ onto $\triangle A'B'C'$?

- 1) $\frac{1}{2}$ and the origin
- 2) 2 and the origin
- 3) $\frac{1}{2}$ and vertex A
- 4) 2 and vertex A





Scale Factor with Perimeter and Area

Perimeter(scale factor)

Area(*scale factor*)²

* Multiply the original segment and scale factor to find the image.

*The center of dilation does not effect the size of the image

*When the midpoints are joined, the scale factor is $\frac{1}{2}$

1. A line segment with a length of 5 is dilated by a scale factor of 4. What is the length of its image?

2. A line segment has a length of 12 and is dilated by $\frac{1}{2}$. What is the length of its image?

3. A three-inch line segment is dilated by a scale factor of 6 and centered at its midpoint. What is the length of its image?

- 1) 9 inches
- 2) 2 inches
- 3) 15 inches
- 4) 18 inches

4. Triangle JOY has a perimeter of 10 and an area of 12. What is the perimeter and area of triangle JOY after a dilation by a scale factor of 2?

5. Quadrilateral CAMI has a perimeter of 20 and an area of 15. What is the perimeter and area of quadrilateral CAMI after a dilation by a scale factor of 4?

6. Triangle RJM has an area of 6 and a perimeter of 12. If the triangle is dilated by a scale factor of 3 centered at the origin, what are the area and perimeter of its image, triangle $R'J'M'$?

- 1) area of 9 and perimeter of 15
- 2) area of 18 and perimeter of 36
- 3) area of 54 and perimeter of 36
- 4) area of 54 and perimeter of 108

7. The perimeter of a triangle is 18. What is the perimeter of a similar triangle after a dilation with scale factor of 3?

- 1) 6
- 2) 18
- 3) 54
- 4) 162

8. Square $ABCD$ has an area of 36. If the square is dilated by a scale factor of $\frac{1}{2}$ centered at A , what is the area of its image?

- 1) 9
- 2) 18
- 3) 72
- 4) 144

9. Given square $RSTV$, where $RS = 9$ cm. If square $RSTV$ is dilated by a scale factor of 3 about a given center, what is the perimeter, in centimeters, of the image of $RSTV$ after the dilation?

- 1) 12
- 2) 27
- 3) 36
- 4) 108

10. Given square $RSTV$, where $RS = 9$ cm. If square $RSTV$ is dilated by a scale factor of 3 about a given center, what is the area, in centimeters, of the image of $RSTV$ after the dilation?

- 1) 729
- 2) 108
- 3) 81
- 4) 27

11. A rectangle has a width of 3 and a length of 4. The rectangle is dilated by a scale factor of 1.8. What is the perimeter of its image, to the *nearest tenth*?

- 1) 12.6
- 2) 22.7
- 3) 25.2
- 4) 45.4

12. A rectangle has a width of 3 and a length of 4. The rectangle is dilated by a scale factor of 1.8. What is the area of its image, to the *nearest tenth*?

- 1) 3.7
- 2) 6.7
- 3) 21.6
- 4) 38.9

13. Rectangle $A'B'C'D'$ is the image of rectangle $ABCD$ after a dilation centered at point A by a scale factor of $\frac{2}{3}$. Which statement is correct?

- 1) Rectangle $A'B'C'D'$ has a perimeter that is $\frac{2}{3}$ the perimeter of rectangle $ABCD$.
- 2) Rectangle $A'B'C'D'$ has a perimeter that is $\frac{3}{2}$ the perimeter of rectangle $ABCD$.
- 3) Rectangle $A'B'C'D'$ has an area that is $\frac{2}{3}$ the area of rectangle $ABCD$.
- 4) Rectangle $A'B'C'D'$ has an area that is $\frac{3}{2}$ the area of rectangle $ABCD$.

14. A triangle is dilated by a scale factor of 3 with the center of dilation at the origin. Which statement is true?

- 1) The area of the image is nine times the area of the original triangle.
- 2) The perimeter of the image is nine times the perimeter of the original triangle.
- 3) The slope of any side of the image is three times the slope of the corresponding side of the original triangle.
- 4) The measure of each angle in the image is three times the measure of the corresponding angle of the original triangle.

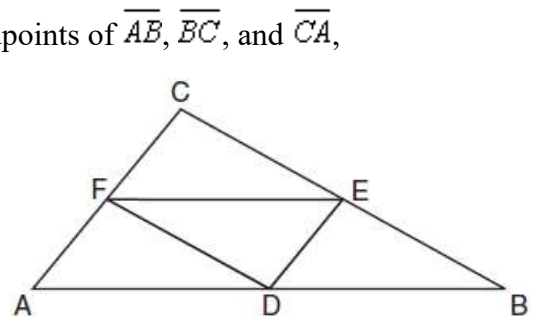
15. Triangle KLM is dilated by a scale factor of 3 to map onto triangle DRS . Which statement is *not* always true?

- 1) $\angle K \cong \angle D$
- 2) $KM = \frac{1}{3} DS$
- 3) The area of $\triangle DRS$ is 3 times the area of $\triangle KLM$.
- 4) The perimeter of $\triangle DRS$ is 3 times the perimeter of $\triangle KLM$.

16. In the diagram below of $\triangle ABC$, D , E , and F are the midpoints of \overline{AB} , \overline{BC} , and \overline{CA} , respectively.

What is the ratio of the area of $\triangle CFE$ to the area of $\triangle CAB$?

- 1) 1:1
- 2) 1:2
- 3) 1:3
- 4) 1:4



17. The area of $\triangle TAP$ is 36 cm^2 . A second triangle, JOE , is formed by connecting the midpoints of each side of $\triangle TAP$. What is the area of JOE , in square centimeters?

- 1) 9
- 2) 12
- 3) 18
- 4) 27



Pythagorean Theorem

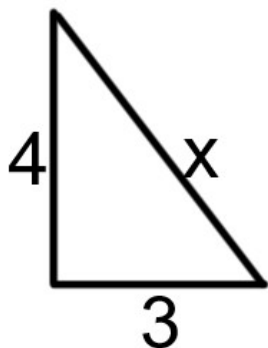
Look out for hidden right triangles where you may need to use $a^2 + b^2 = c^2$

a and b are the legs

c is the hypotenuse

Find the missing side of each right triangle rounding to the nearest tenth if necessary

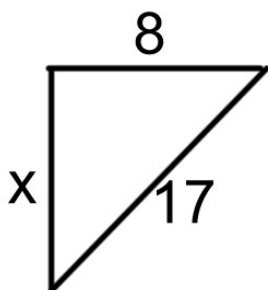
1.



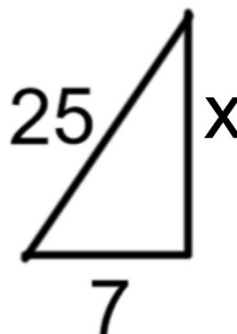
2.



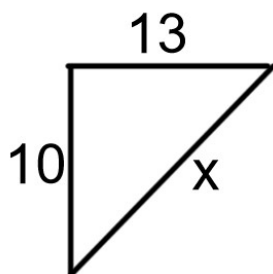
3.



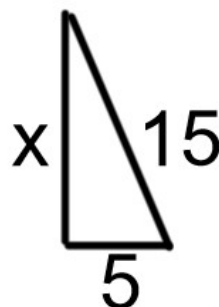
4.



5.




6.



Trigonometric Ratios (SOHCAHTOA)

1) Label each side with H, A, and O

2) Use SOHCAHTOA ($\sin \theta = \frac{O}{H}$, $\cos \theta = \frac{A}{H}$, $\tan \theta = \frac{O}{A}$)



1. Find the following trig ratios for the given triangle.

$\sin A$

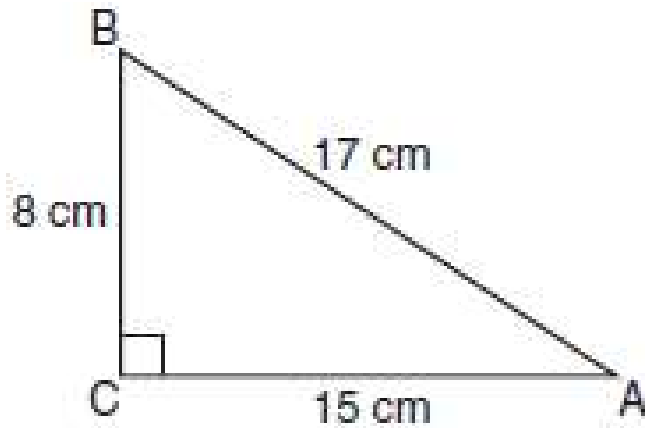
$\cos A$

$\tan A$

$\sin B$

$\cos B$

$\tan B$



2. Find the following trig ratios for the given triangle.

$\sin J$

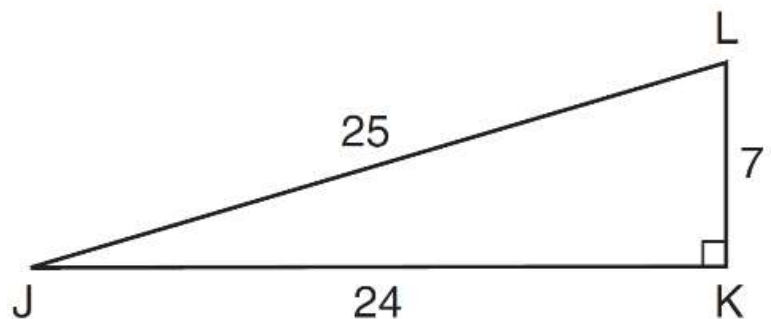
$\cos J$

$\tan J$

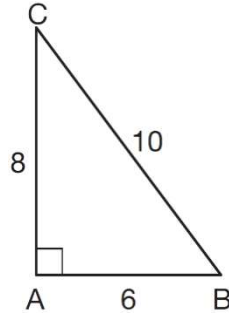
$\sin L$

$\cos L$

$\tan L$



3. In $\triangle ABC$ below, the measure of $\angle A = 90^\circ$, $AB = 6$, $AC = 8$, and $BC = 10$.



Which ratio represents the cosine of $\angle B$?

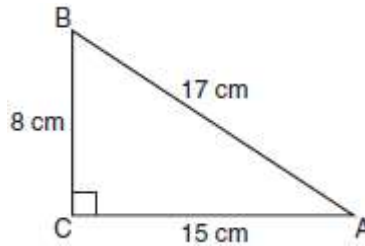
- 1) $\frac{10}{8}$
- 2) $\frac{8}{6}$
- 3) $\frac{6}{10}$
- 4) $\frac{8}{10}$

4. In triangle MCT , the measure of $\angle T = 90^\circ$, $MC = 85$ cm, $CT = 84$ cm, and $TM = 13$ cm. Which ratio represents the sine of $\angle C$?

- 1) $\frac{13}{85}$
- 2) $\frac{84}{85}$
- 3) $\frac{13}{84}$
- 4) $\frac{84}{13}$

5. Which equation shows a correct trigonometric ratio for angle A in the right triangle below?

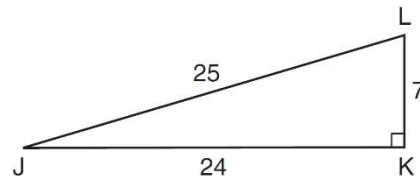
- 1) $\sin A = \frac{15}{17}$
- 2) $\tan A = \frac{8}{17}$
- 3) $\cos A = \frac{15}{17}$
- 4) $\tan A = \frac{5}{8}$



6. In right triangle JKL in the diagram below, $KL = 7$, $JK = 24$, $JL = 25$, and $\angle K = 90^\circ$.

Which statement is *not* true?

- 1) $\tan L = \frac{24}{7}$
- 2) $\cos L = \frac{24}{25}$
- 3) $\tan J = \frac{7}{24}$
- 4) $\sin J = \frac{7}{25}$





Finding Sides and Angles with Trig (SOHCAHTOA)

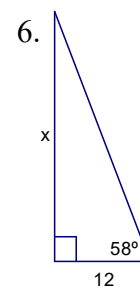
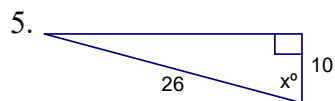
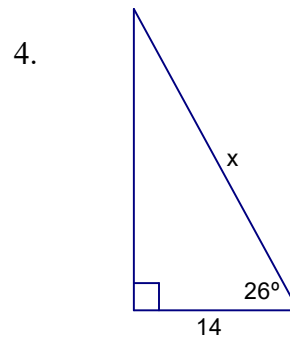
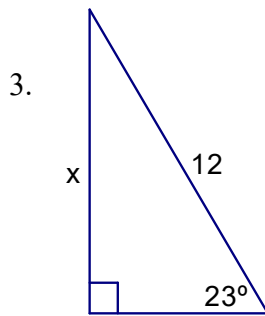
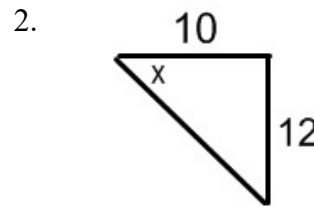
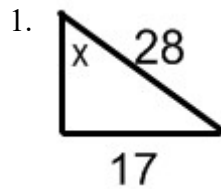
- 1) Label each side with H, A, and O
- 2) Determine whether to use sine, cosine, or tangent (Which two are involved?)
- 3) Substitute into appropriate formula

*If finding a side, cross multiply and solve

*If finding an angle, use \sin^{-1} , \cos^{-1} , or \tan^{-1}

*angle of depression = angle of elevation

Find x in each of the following pictures rounding to the nearest integer

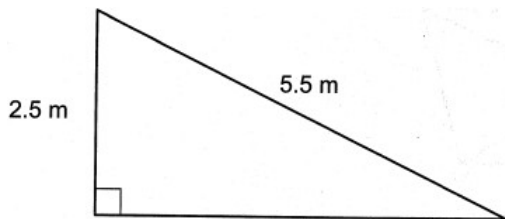


7. The ramp shown in the diagram below has an angle of elevation of 4.8° . The ramp is built to a landing 0.6 m above the ground. Determine and state the length of the ramp, to the *nearest tenth of a meter*.



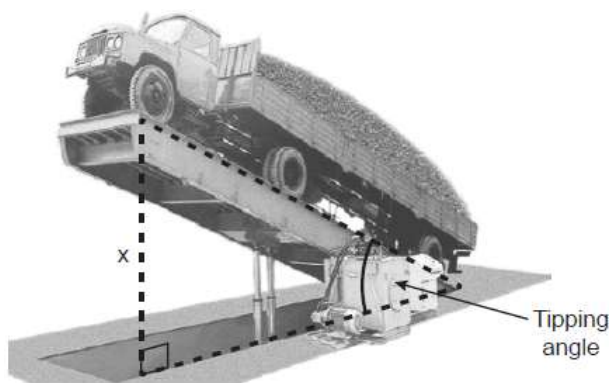
8. In right triangle JOE , hypotenuse $JO = 31.8$ and $m\angle J = 38^\circ$. To the *nearest tenth*, find the length of EJ .

9. Many roofs are slanted to prevent the buildup of snow. As modeled below, the length of a roof is 5.5 meters and it rises to a height of 2.5 meters. What is the angle of elevation of the roof to the *nearest degree*?

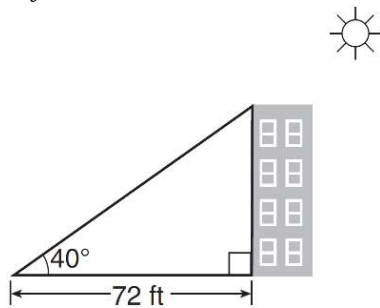


10. Triangle ABC has a right angle at C . If $AC = 7.7$ and $m\angle B = 24^\circ$, what is AB , to the *nearest tenth*?

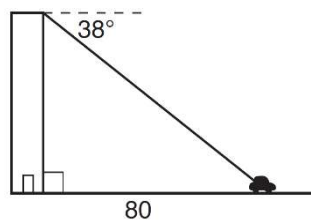
11. A tipping platform is a ramp used to unload trucks, as shown in the diagram below. The truck is on a 75-foot-long ramp. The ramp is tipped at an angle of 30° . What is the height of the upper end of the ramp, x , to the *nearest tenth of a foot*?



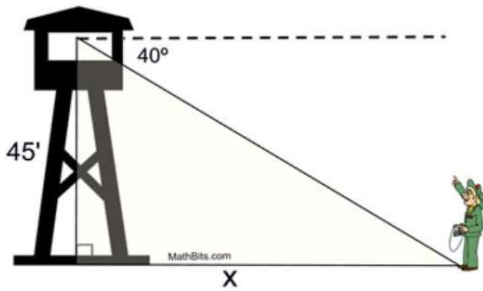
12. As shown in the diagram below, a building casts a 72-foot shadow on the ground when the angle of elevation of the Sun is 40° . How tall is the building, to the *nearest foot*?



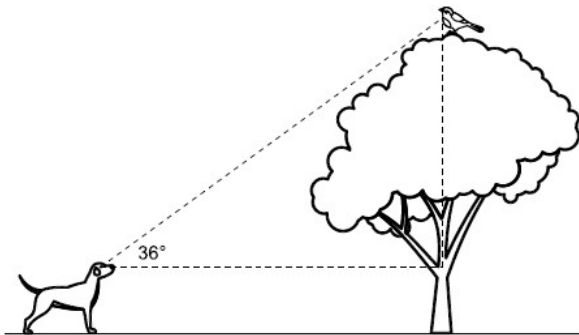
13. From the top of an apartment building, the angle of depression to a car parked on the street below is 38 degrees, as shown in the diagram below. The car is parked 80 feet from the base of the building. Find the height of the building, to the *nearest tenth of a foot*.



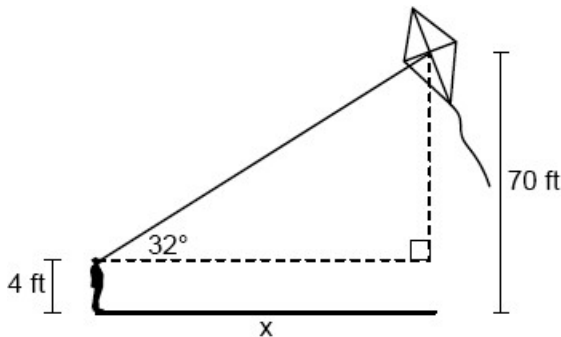
14. From the top of a fire tower, a forest ranger sees his partner on the ground at an angle of depression of 40° . If the tower is 45 feet in height, how far is the partner from the base of the tower to the nearest tenth of a foot.



15. A dog sees a bird in a tree. The angle of elevation from the dog's eyes to the bird is 36° , as modeled below. The dog is 18.5 feet away from the base of the tree, and his eyes are 2.5 feet above the ground. Determine and state how high the bird is above the ground, to the nearest foot.



16. A person observes a kite at an angle of elevation of 32° from a line of sight that begins 4 feet above the ground, as modeled in the diagram below. At the moment of observation, the kite is 70 feet above the ground.


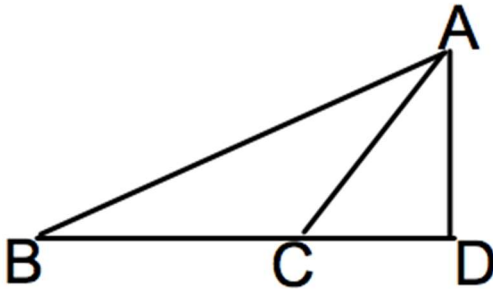




Compound Right Triangle Problems: Subtraction

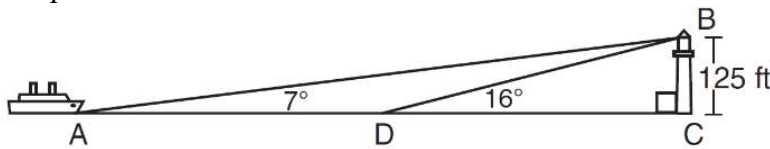
Procedure 1: Subtraction: Find corresponding parts of the two triangles and subtract them.

1. In the diagram below, $m\angle CAD = 35$, $m\angle ABD = 42$, and $m\overline{AD} = 60$. Find to the nearest tenth, $m\overline{BC}$.

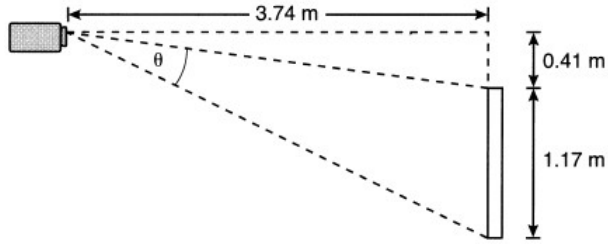


2. As shown in the diagram below, a ship is heading directly toward a lighthouse whose beacon is 125 feet above sea level. At the first sighting, point A , the angle of elevation from the ship to the light was 7° . A short time later, at point D , the angle of elevation was 16° .

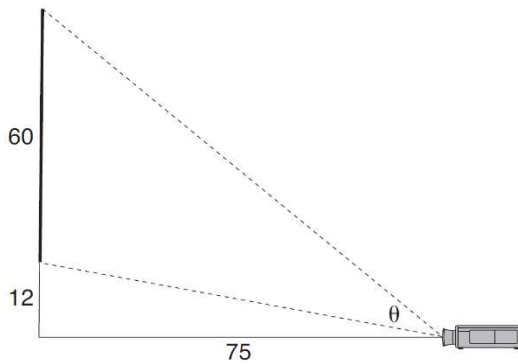
To the *nearest foot*, determine and state how far the ship traveled from point A to point D .



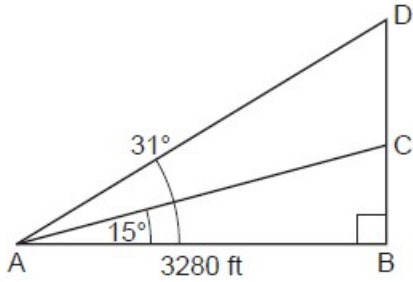
3. As modeled below, a projector mounted on a ceiling is 3.74 m from a wall, where a whiteboard is displayed. The vertical distance from the ceiling to the top of the whiteboard is 0.41 m, and the height of the whiteboard is 1.17 m. Determine and state the projection angle, θ , to the *nearest tenth of a degree*.



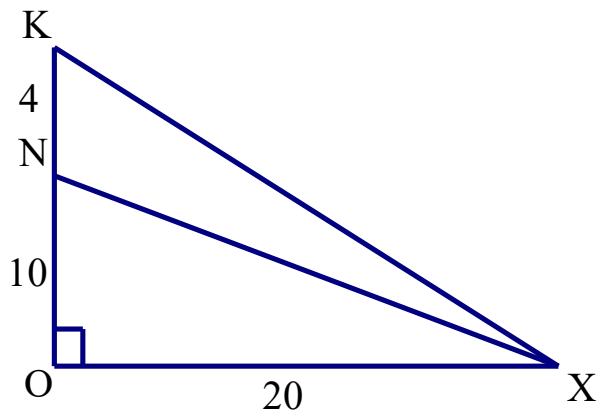
4. As modeled below, a movie is projected onto a large outdoor screen. The bottom of the 60-foot-tall screen is 12 feet off the ground. The projector sits on the ground at a horizontal distance of 75 feet from the screen. Determine and state, to the *nearest tenth of a degree*, the measure of θ , the projection angle.



5. Cape Canaveral, Florida is where NASA launches rockets into space. As modeled in the diagram below, a person views the launch of a rocket from observation area A , 3280 feet away from launch pad B . After launch, the rocket was sighted at C with an angle of elevation of 15° . The rocket was later sighted at D with an angle of elevation of 31° . Determine and state, to the *nearest foot*, the distance the rocket traveled between the two sightings, C and D .



6. Find the measure of $\angle KXN$ below the *nearest degree*.

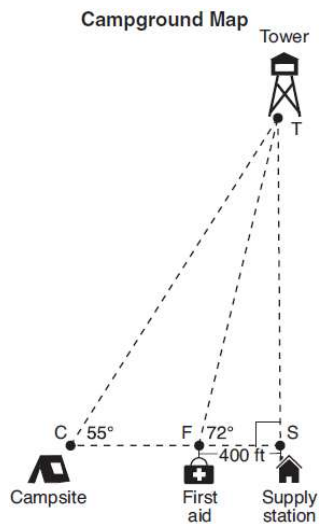




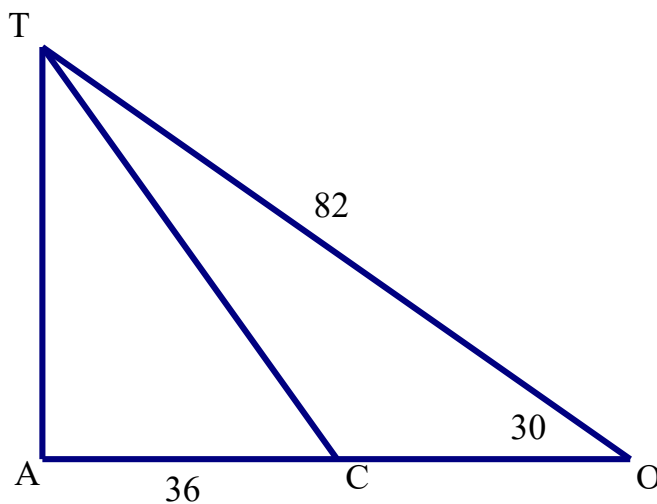
Compound Right Triangle Problems: Reflexive

Procedure 2: Reflexive: Find a side/angle that's in both triangles. Use that new side/angle to find what you are looking for.

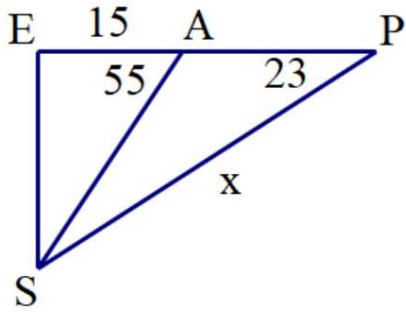
1. The map of a campground is shown below. Campsite C , first aid station F , and supply station S lie along a straight path. The path from the supply station to the tower, T , is perpendicular to the path from the supply station to the campsite. The length of path \overline{FS} is 400 feet. The angle formed by path \overline{TF} and path \overline{FS} is 72° . The angle formed by path \overline{TC} and path \overline{CS} is 55° . Determine and state, to the nearest foot, the distance from the campsite to the tower.



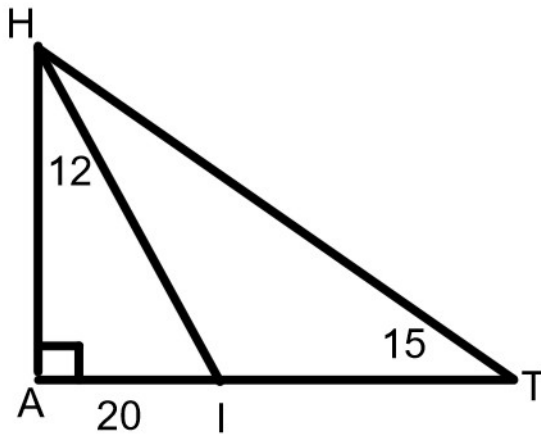
2. Find the measure of $\angle TCA$ in the diagram of right triangle TAO below to the nearest tenth of a degree.



3. Find the measure of \overline{SP} in the diagram of right triangle SEP below to the nearest unit.

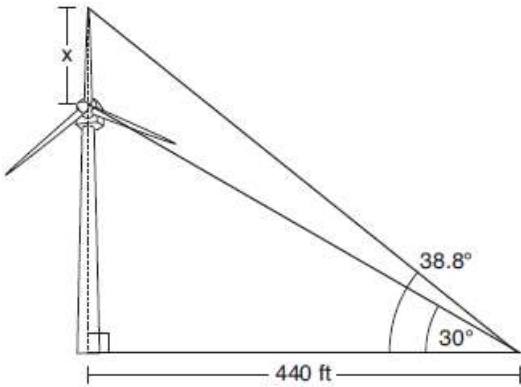


4. Find the measure of \overline{HT} in the diagram of right triangle HAT below to the nearest unit.




Compound Right Triangle Problems: Additional Subtraction/Reflexive Examples

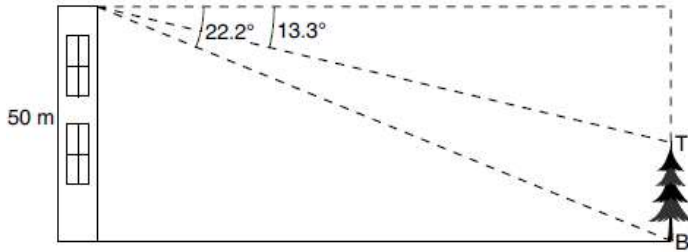
1. Nick wanted to determine the length of one blade of the windmill pictured below. He stood at a point on the ground 440 feet from the windmill's base. Using surveyor's tools, Nick measured the angle between the ground and the highest point reached by the top blade and found it was 38.8° . He also measured the angle between the ground and the lowest point of the top blade, and found it was 30° . Determine and state a blade's length, x , to the *nearest foot*.



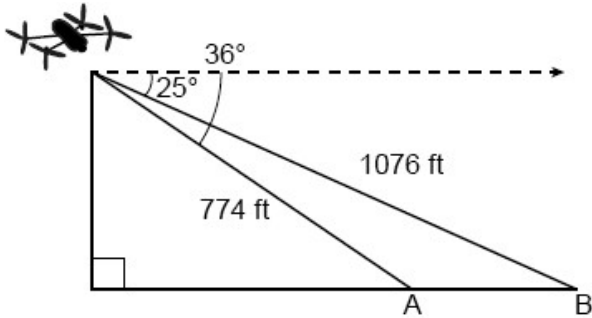
2. In the diagram below, a boat at point A is traveling toward the most powerful waterfall in North America, the Horseshoe Falls. The Horseshoe Falls has a vertical drop of 188 feet. The angle of elevation from point A to the top of the waterfall is 15° . After the boat travels toward the falls, the angle of elevation at point B to the top of the waterfall is 23° . Determine and state, to the *nearest foot*, the distance the boat traveled from point A to point B .



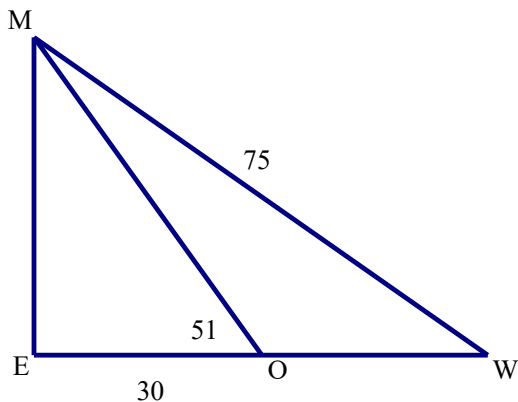
3. As modeled in the diagram below, a building has a height of 50 meters. The angle of depression from the top of the building to the top of the tree, T , is 13.3° . The angle of depression from the top of the building to the bottom of the tree, B , is 22.2° . Determine and state, to the nearest meter, the height of the tree.



4. A drone is used to measure the size of a brush fire on the ground. Segment AB represents the width of the fire, as shown below. The drone calculates the distance to point B to be 1076 feet at an angle of depression of 25° . At the same point, the drone calculates the distance to point A to be 774 feet at an angle of depression of 36° . Determine and state the width of the fire, \overline{AB} , to the nearest foot.



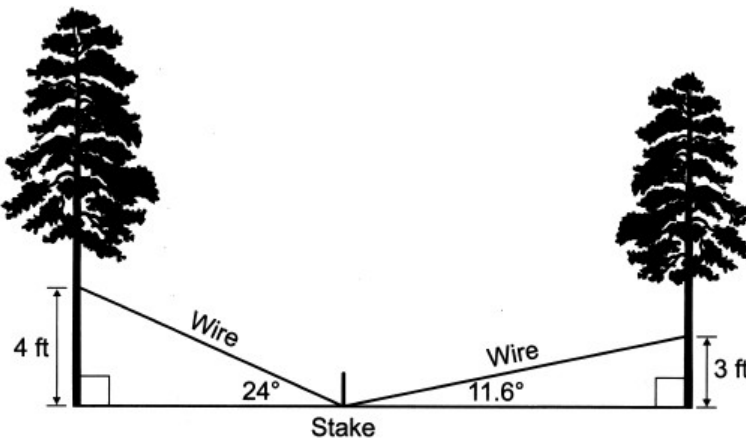
5. Find the measure of \overline{OW} in the diagram of right triangle MEW below to the nearest unit.



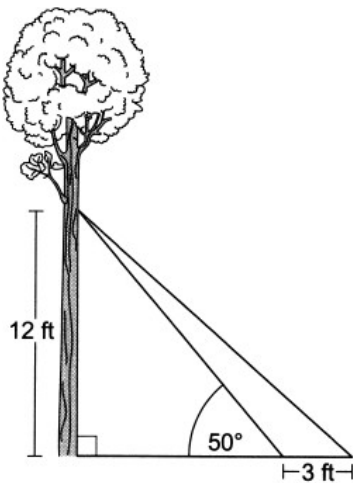
Compound Right Triangle Problems: Other

Problem Solve using SOHCAHTOA and/or Pythagorean Theorem

1. A park ranger needs to secure two different trees with wire. A wire is to be attached from a stake in the ground to each tree. The wire is attached at two different heights and two different angles of elevation, as indicated in the model below. The park ranger has 20 feet of wire. Does the park ranger have enough wire to secure both trees? Justify your answer.

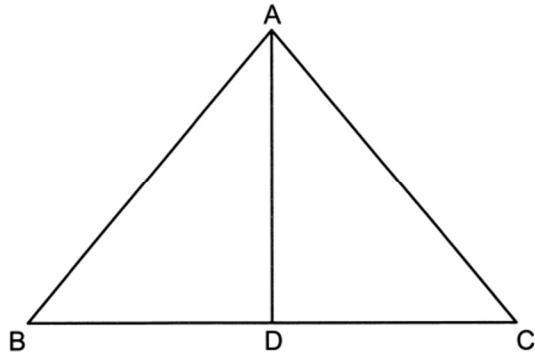


2. As modeled in the diagram below, two cables are attached from a point on a tree 12 feet above the ground. The longer cable is anchored on the ground 3 feet farther from the tree than the shorter cable is anchored. The angle of elevation between the shorter cable and the ground is 50° .



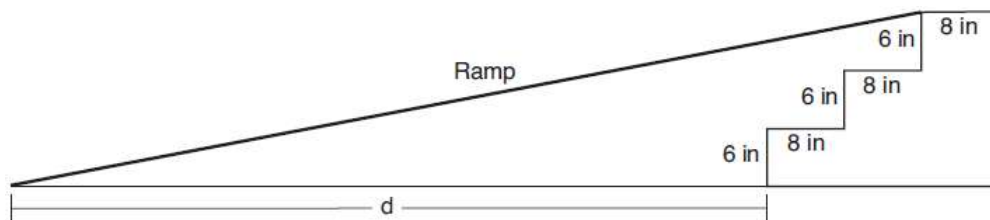
Determine and state, to the *nearest foot*, the distance from the base of the tree to the point where the longer cable is attached to the ground. Determine and state, to the *nearest degree*, the angle of elevation between the longer cable and the ground.

3. In isosceles triangle ABC below, \overline{AD} is an altitude drawn to base \overline{BC} .

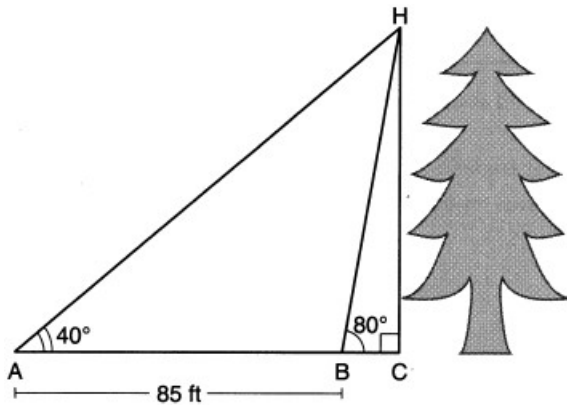


If $m\angle BAC = 80^\circ$ and $AD = 8$, determine and state the perimeter of $\triangle ABC$, to the *nearest tenth*.

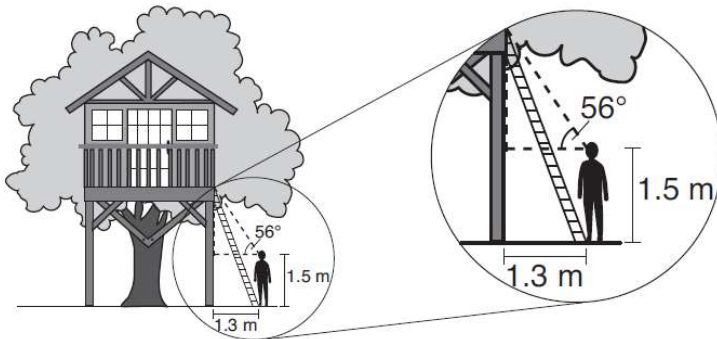
4. As modeled in the diagram below, an access ramp starts on flat ground and ends at the beginning of the top step. Each step is 6 inches tall and 8 inches deep. If the angle of elevation of the ramp is 4.76° , determine and state the length of the ramp, to the *nearest tenth of a foot*. Determine and state, to the *nearest tenth of a foot*, the horizontal distance, d , from the bottom of the stairs to the bottom of the ramp.



5. Barry wants to find the height of a tree that is modeled in the diagram below, where $\angle C$ is a right angle. The angle of elevation from point A on the ground to the top of the tree, H , is 40° . The angle of elevation from point B on the ground to the top of the tree, H , is 80° . The distance between points A and B is 85 feet. Barry claims that $\triangle ABH$ is isosceles. Explain why Barry is correct. Determine and state, to the *nearest foot*, the height of the tree.



6. David has just finished building his treehouse and still needs to buy a ladder to be attached to the ledge of the treehouse and anchored at a point on the ground, as modeled below. David is standing 1.3 meters from the stilt supporting the treehouse. This is the point on the ground where he has decided to anchor the ladder. The angle of elevation from his eye level to the bottom of the treehouse is 56 degrees. David's eye level is 1.5 meters above the ground. Determine and state the minimum length of a ladder, to the *nearest tenth of a meter*, that David will need to buy for his treehouse.





Acute Angles in a Right Triangle

$\sin A = \cos B$: In a right triangle, the sine of one acute angle is equal to the cosine of the other acute angle

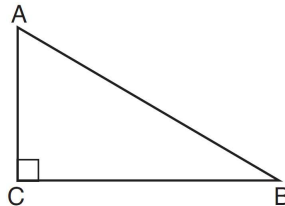
$A + B = 90$: The two acute angles in a right triangle are complementary

1. In scalene triangle ABC shown in the diagram below, $m\angle C = 90^\circ$.



Which equation is always true?

- 1) $\sin A = \sin B$
- 2) $\cos A = \cos B$
- 3) $\cos A = \sin C$
- 4) $\sin A = \cos B$



2. Right triangle TMR is a scalene triangle with the right angle at M . Which equation is true?

- | | |
|----------------------|----------------------|
| 1) $\sin M = \cos T$ | 3) $\sin T = \cos R$ |
| 2) $\sin R = \cos R$ | 4) $\sin T = \cos M$ |

3. Right triangle HWS has $m\angle H = 90^\circ$. Which equation is always true?

- | | |
|----------------------|----------------------|
| 1) $\sin H = \cos W$ | 3) $\cos H = \sin S$ |
| 2) $\cos S = \sin W$ | 4) $\sin W = \cos H$ |

4. Right triangle BIL has $m\angle L = 90^\circ$. Which equation is always true?

- | | |
|----------------------|----------------------|
| 1) $\sin B = \cos I$ | 3) $\sin B = \cos L$ |
| 2) $\cos L = \sin I$ | 4) $\cos B = \sin L$ |

5. Right triangle ACT has $m\angle A = 90^\circ$. Which expression is always equivalent to $\cos T$?

- | | |
|-------------|-------------|
| 1) $\cos C$ | 3) $\tan T$ |
| 2) $\sin C$ | 4) $\sin T$ |

6. In right triangle ABC , $m\angle C = 90^\circ$ and $AC \neq BC$. Which trigonometric ratio is equivalent to $\sin B$?

- | | |
|-------------|-------------|
| 1) $\cos A$ | 3) $\tan A$ |
| 2) $\cos B$ | 4) $\tan B$ |

7. If $\sin(3x + 2) = \cos(4x - 10)$, what is the value of x ?

8. If $\sin(2x + 7)^\circ = \cos(4x - 7)^\circ$, what is the value of x ?

- 1) 7
- 2) 15
- 3) 21
- 4) 30

9. In a right triangle, $\sin(40 - x)^\circ = \cos(3x)^\circ$. What is the value of x ?

- 1) 10
- 2) 15
- 3) 20
- 4) 25

10. In a right triangle, the acute angles have the relationship $\sin(2x + 4) = \cos(46)$. What is the value of x ?

- 1) 20
- 2) 21
- 3) 24
- 4) 25

11. Which expression is always equivalent to $\sin x$ when $0^\circ < x < 90^\circ$?

- 1) $\cos(90^\circ - x)$
- 2) $\cos(45^\circ - x)$
- 3) $\cos(2x)$
- 4) $\cos x$

12. Which of the following is equivalent to $\sin 40$?

- 1) $\sin 50$
- 2) $\cos 50$
- 3) $\cos 40$
- 4) $\tan 50$

13. Which of the following is equivalent to $\cos 57$?

- 1) $\sin 57$
- 2) $\sin 33$
- 3) $\cos 33$
- 4) $\cos 123$

14. Which expression is equal to $\sin 30^\circ$?

- 1) $\tan 30^\circ$
- 2) $\sin 60^\circ$
- 3) $\cos 60^\circ$
- 4) $\cos 30^\circ$

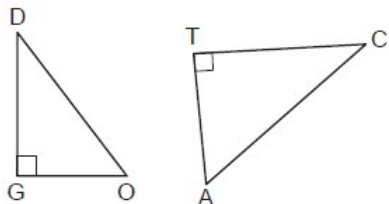


Trigonometry with Similar Triangles

Draw your own triangles separately!

Match up the corresponding angles and apply trigonometry rules from there.

1. In the diagram below, $\triangle DOG \sim \triangle CAT$, where $\angle G$ and $\angle T$ are right angles.



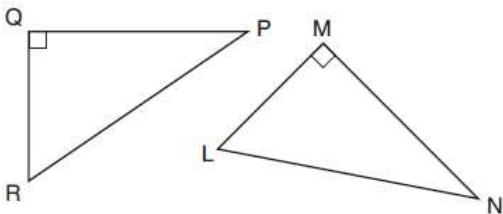
Which expression is always equivalent to $\sin D$?

- 1) $\cos A$
- 2) $\sin A$
- 3) $\tan A$
- 4) $\cos C$

2. If scalene triangle XYZ is similar to triangle QRS and $m\angle X = 90^\circ$, which equation is always true?

- 1) $\sin Y = \sin S$
- 2) $\cos R = \cos Z$
- 3) $\cos Y = \sin Q$
- 4) $\sin R = \cos Z$

3. In the diagram below, right triangle PQR is transformed by a sequence of rigid motions that maps it onto right triangle NML . What ratio is equal to $\cos L$?

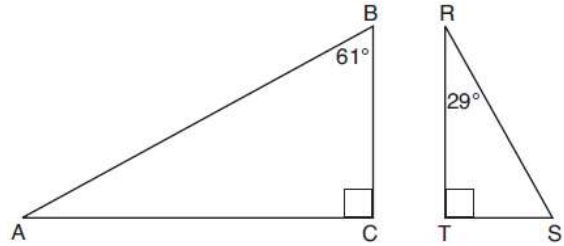


- 1) $\sin R$
- 2) $\cos R$
- 3) $\sin P$
- 4) $\cos P$

4. Given right triangle ABC with a right angle at C , $m\angle B = 61^\circ$. Given right triangle RST with a right angle at T , $m\angle R = 29^\circ$.

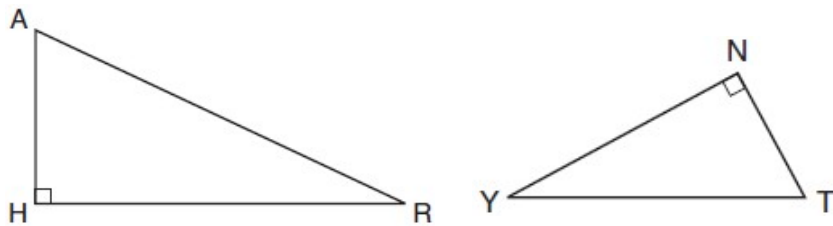
Which of the following statements is true?

- 1) $\sin A = \cos C$
- 2) $\sin B = \cos R$
- 3) $\sin S = \cos B$
- 4) $\sin C = \cos T$



5. In the diagram below of $\triangle HAR$ and $\triangle NTY$, angles H and N are right angles, and $\triangle HAR \sim \triangle NTY$. If $AR = 13$ and $HR = 12$, what is the measure of angle Y , to the nearest degree?

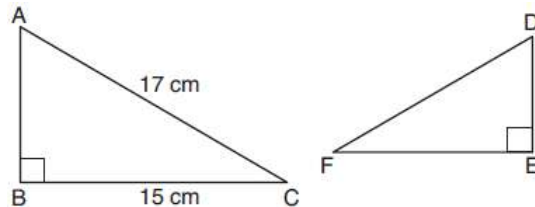
- 1) 23°
- 2) 25°
- 3) 65°
- 4) 67°



6. Kayla was cutting right triangles from wood to use for an art project. Two of the right triangles she cut are shown below.

If $\triangle ABC \sim \triangle DEF$, with right angles B and E , $BC = 15$ cm, and $AC = 17$ cm, what is the measure of $\angle F$, to the nearest degree?

- 1) 28°
- 2) 41°
- 3) 62°
- 4) 88°



7. Scalene triangle XYZ is similar to triangle QRS and $m\angle X = 90^\circ$. If $\overline{XY} = 10$ and $\overline{ZY} = 15$, find the measure of $\angle S$ to the nearest tenth of a degree.



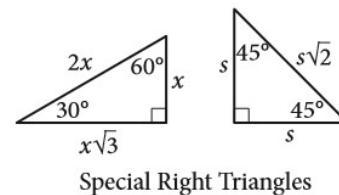
Special Right Triangles

If given the side containing the radical and it's not a radical, to find the small leg:

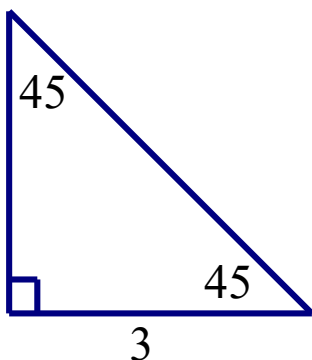
- 1) Divide that number by the radical
- 2) Rationalize (Multiply top and bottom by the radical)

*If Multiple Choice, you can use SOHCAHTOA and type each answer into calculator to match up the decimal

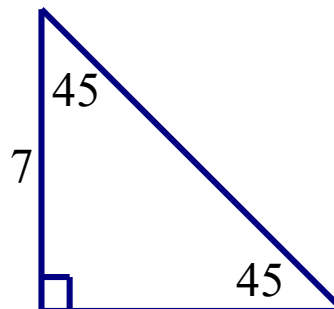
Fill in the two missing sides of each of the following triangles.



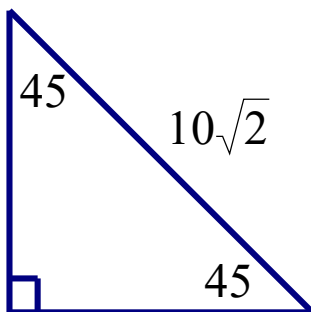
1.



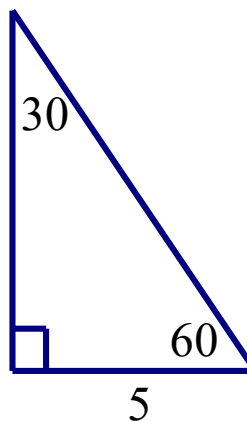
2.



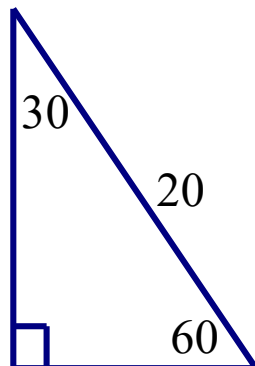
3.



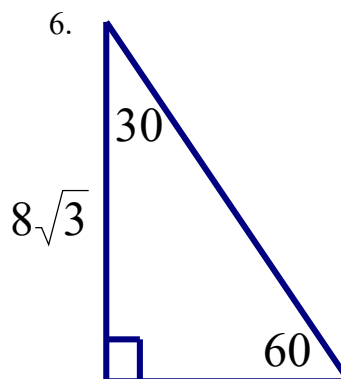
4.



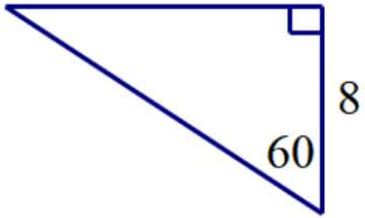
5.



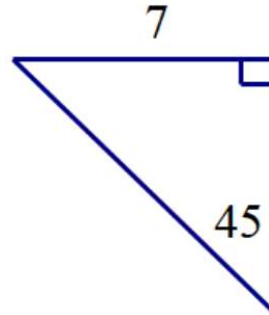
6.



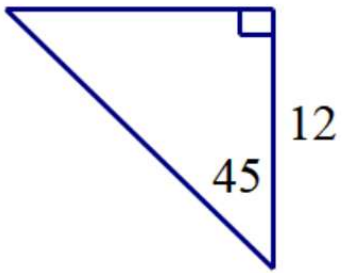
7.



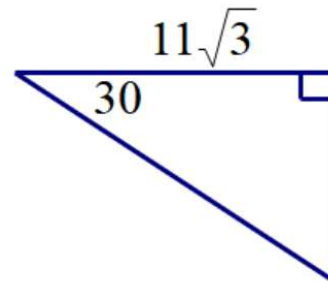
8.



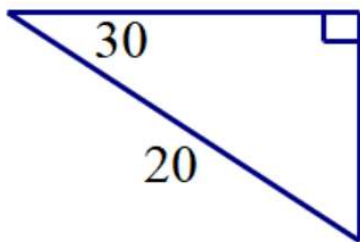
9.



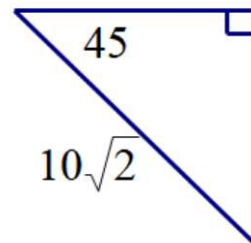
10.



11.



12.

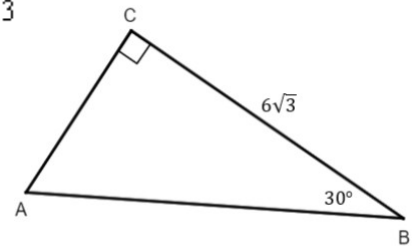


13. In right triangle ABC below, $m\angle C = 90^\circ$, $m\angle B = 30^\circ$, and $CB = 6\sqrt{3}$

The length of \overline{AB} is

- 1) $3\sqrt{3}$
- 2) 9

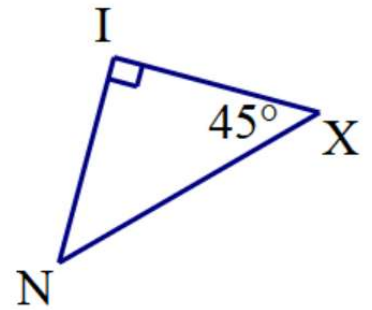
- 3) 12
- 4) $12\sqrt{3}$



14. In right triangle NIX below, $m\angle I = 90^\circ$, $m\angle X = 45^\circ$, and $\overline{NX} = 6\sqrt{2}$. Find \overline{IX} .

- 1) $6\sqrt{2}$
- 2) 6

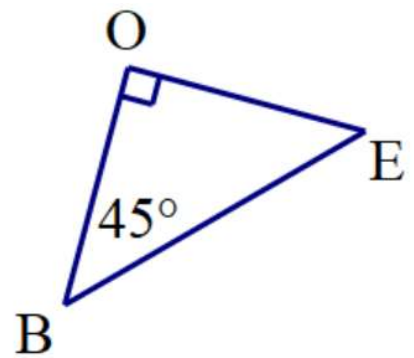
- 3) $12\sqrt{2}$
- 4) 12



15. In right triangle BOE below, $m\angle O = 90^\circ$, $m\angle B = 45^\circ$, and $\overline{OE} = 12$. Find \overline{BE} .

- 1) 12
- 2) $12\sqrt{3}$

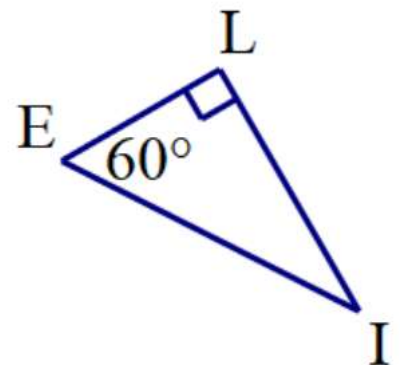
- 3) $12\sqrt{2}$
- 4) 24



16. In right triangle BOE below, $m\angle L = 90^\circ$, $m\angle E = 60^\circ$, and $\overline{IE} = 20$. Find \overline{LI} .

- 1) $20\sqrt{3}$
- 2) 10

- 3) $10\sqrt{3}$
- 4) 20



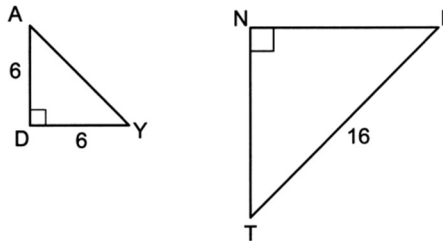
17. Triangle DUG is an isosceles right triangle with the right angle at G . If $DU = 10\sqrt{2}$, what is the length of \overline{GU} ?

- 1) 5
- 2) $5\sqrt{2}$
- 3) 10
- 4) $10\sqrt{2}$

18. The altitude of an equilateral triangle measures 8. What is the exact value of the measure of a side of the equilateral triangle?

- 1) 4
- 2) $4\sqrt{3}$
- 3) 16
- 4) $8\sqrt{3}$

19. In the diagram below of right triangles DAY and NIT , $AD = 6$, $DY = 6$, $IT = 16$, and $\triangle DAY \sim \triangle NIT$.



The length of \overline{TN} is

- (1) 8
- (2) $8\sqrt{2}$
- (3) $8\sqrt{3}$
- (4) $16\sqrt{2}$



Plane Sections (2 dimensional slice of a 3 dimensional object):

Rectangular Prism: Rectangle, triangle

Cylinder: Circle, ellipse, rectangle

Cone: Circle, ellipse, triangle, “curved” rectangle

Pyramid: Rectangle, triangle

Sphere: Circle

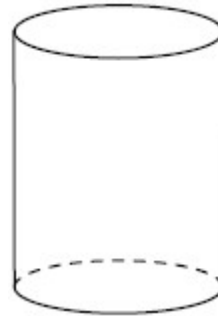


Parallel to the Base (Horizontal)	Perpendicular to the Base (Vertical)	
The base	Prism/Cylinder: Rectangle	Pyramid/Cone: Triangle

1. A plane intersects a cylinder perpendicular to its bases.

This cross section can be described as a

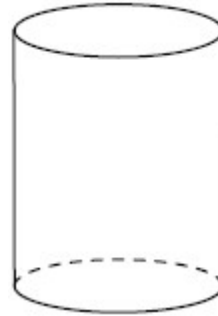
- 1) rectangle
- 2) parabola
- 3) triangle
- 4) circle



2. A plane intersects a cylinder parallel to its bases.

This cross section can be described as a

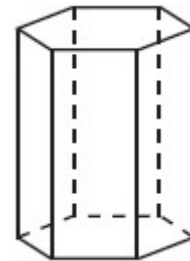
- 1) rectangle
- 2) parabola
- 3) triangle
- 4) circle



3. A right hexagonal prism is shown below. A two-dimensional cross section that is perpendicular to the base is taken from the prism.

Which figure describes the two-dimensional cross section?

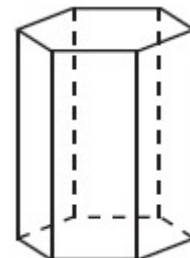
- 1) triangle
- 2) rectangle
- 3) pentagon
- 4) hexagon



4. A right hexagonal prism is shown below. A two-dimensional cross section that is parallel to the base is taken from the prism.

Which figure describes the two-dimensional cross section?

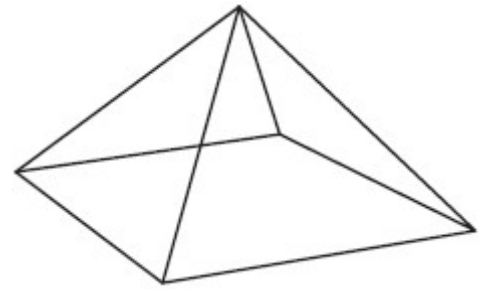
- 1) triangle
- 2) rectangle
- 3) pentagon
- 4) hexagon



5. A square pyramid is intersected by a plane passing through the vertex and parallel to the base.

Which two-dimensional shape describes this cross section?

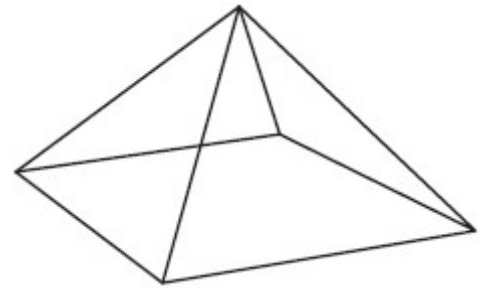
- 1) square
- 2) triangle
- 3) pentagon
- 4) rectangle



6. A square pyramid is intersected by a plane passing through the vertex and perpendicular to the base.

Which two-dimensional shape describes this cross section?

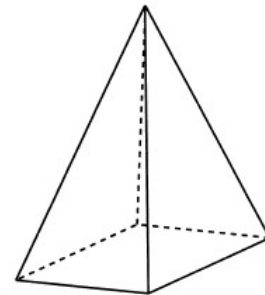
- 1) square
- 2) triangle
- 3) pentagon
- 4) rectangle



7. In the diagram below, a plane intersects a square pyramid parallel to its base.

Which two-dimensional shape describes this cross section?

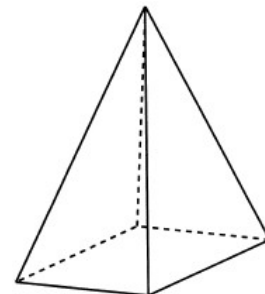
- 1) circle
- 2) square
- 3) triangle
- 4) pentagon



8. In the diagram below, a plane intersects a square pyramid perpendicular to its base.

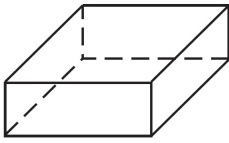
Which two-dimensional shape describes this cross section?

- 1) circle
- 2) square
- 3) triangle
- 4) pentagon

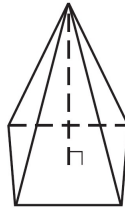


9. Which figure can have the same cross section as a sphere?

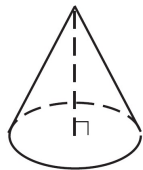
1)



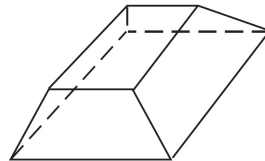
3)



2)




4)



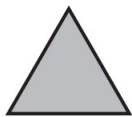
10. William is drawing pictures of cross sections of the right circular cone below.

Which drawing can *not* be a cross section of a cone?

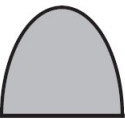
1)



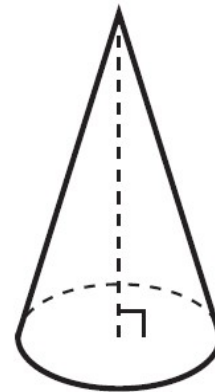

2)



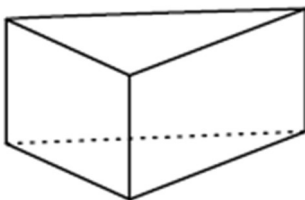
3)



4)



11. The right prism with a triangular base shown below is cut by a plane perpendicular to its bases.



The two-dimensional shape of the cross section is always a

1) triangle

3) pentagon

2) rhombus

4) rectangle

12. A plane intersects a hexagonal prism. The plane is perpendicular to the base of the prism. Which two-dimensional figure is the cross section of the plane intersecting the prism?

- 1) triangle
- 2) trapezoid
- 3) hexagon
- 4) rectangle

13. A right cylinder is cut perpendicular to its base. The shape of the cross section is a

- 1) circle
- 2) cylinder
- 3) rectangle
- 4) triangular prism

14. The cross section of a regular pyramid contains the altitude of the pyramid. The shape of this cross section is a

- 1) circle
- 2) square
- 3) triangle
- 4) rectangle

15. A two-dimensional cross section is taken of a three-dimensional object. If this cross section is a triangle, what can *not* be the three-dimensional object?

- 1) cone
- 2) cylinder
- 3) pyramid
- 4) rectangular prism

16. A plane intersects a sphere. Which two-dimensional shape is formed by this cross section?

- 1) rectangle
- 2) triangle
- 3) square
- 4) circle

17. Which is *not* a possible two-dimensional cross section of a three-dimensional cylinder?

- 1) circle
- 2) rectangle
- 3) ellipse
- 4) triangle

18. Which figure(s) below can have a triangle as a two-dimensional cross section?

- I. cone
 - II. cylinder
 - III. cube
 - IV. square pyramid
- 1) I, only 2) IV, only 3) I, II, and IV, only 4) I, III, and IV, only



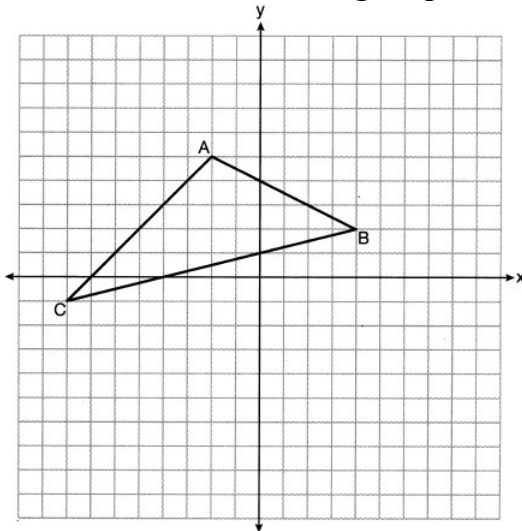
Area on the Grid

Box Method

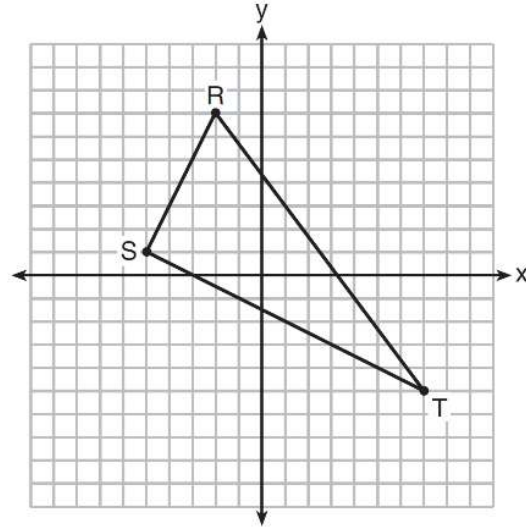
- 1) Build a rectangle around the shape
 - 2) Find the area of the rectangle ($A = bh$)
 - 3) Find the area of the triangles outside of the shape ($A = \frac{1}{2}bh$)
 - 4) Add the triangle areas and subtract the triangle areas from the rectangle area
- *Triangles have 3 triangles to subtract away, quadrilaterals have 4.

Find the area of the following shapes

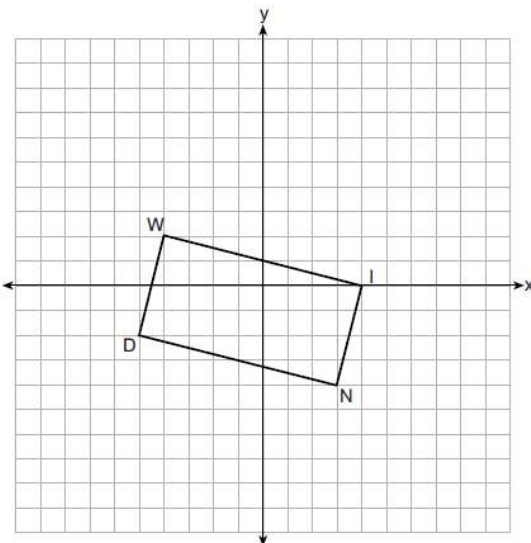
1.



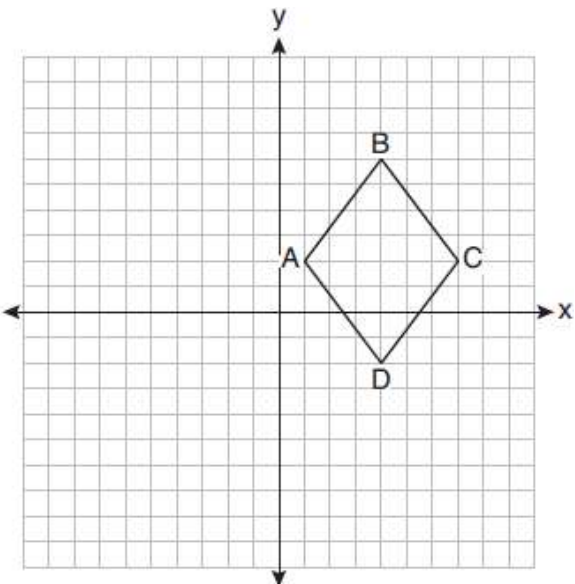
2.



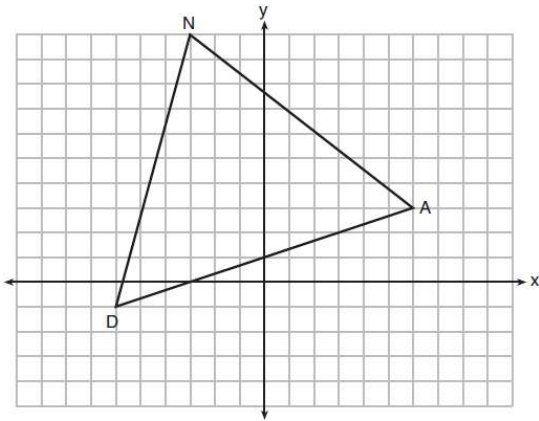
3.



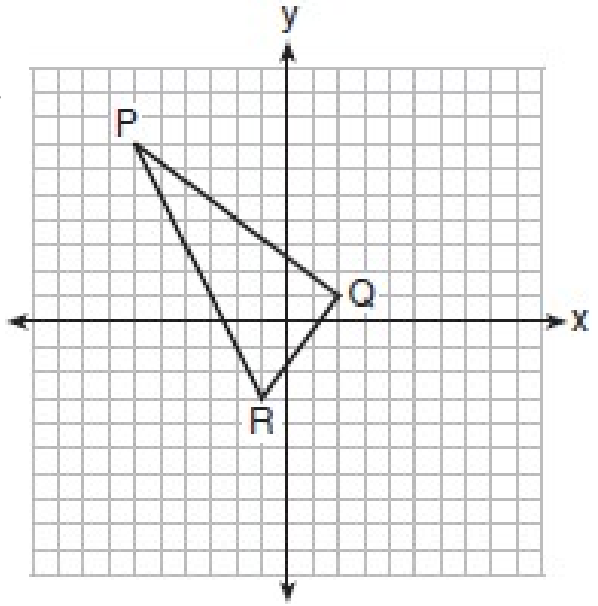
4.



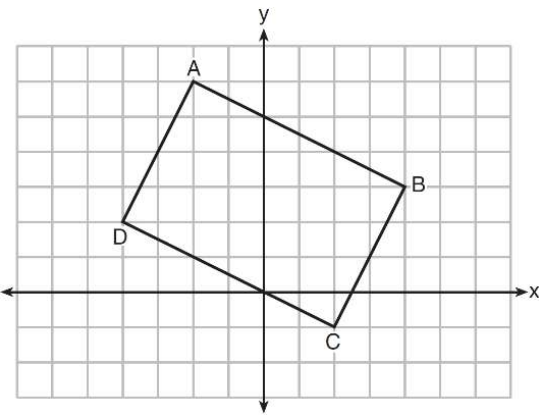
5.



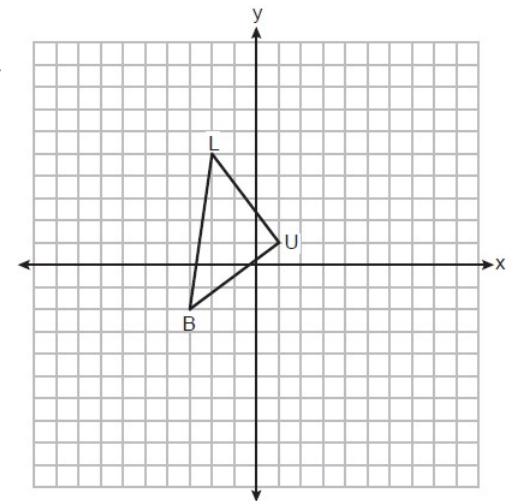
6.




6.



8.





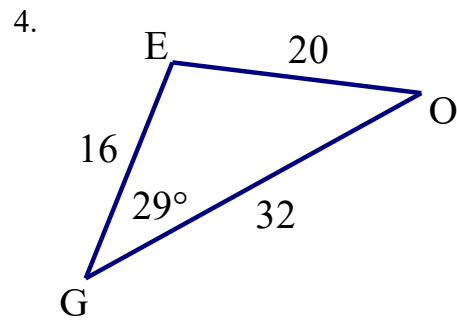
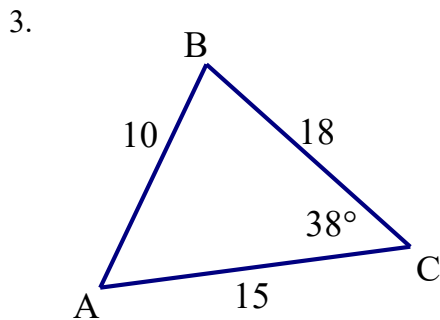
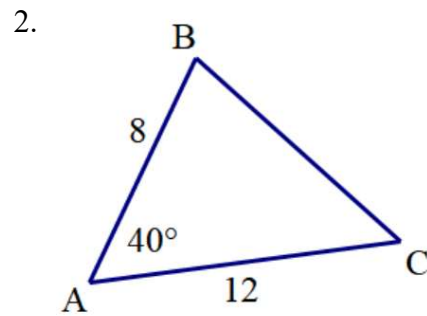
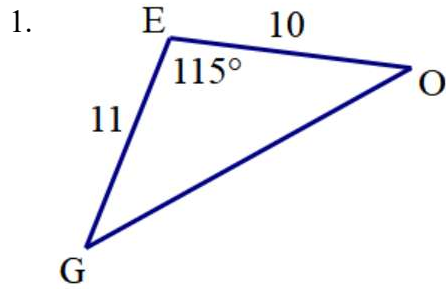
Triangle Area:

Area of a Triangle: $A = \frac{1}{2} ab \sin C$

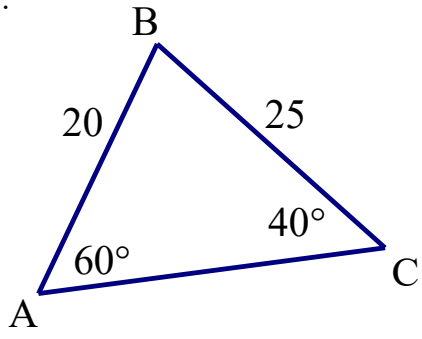
a, b are sides and C is the INCLUDED angle

You may need to add and subtract from 180 in order to find the third angle of the triangle.

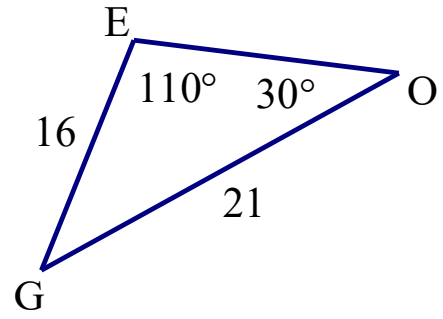
Find the area of the following triangles to the nearest tenth of a square unit



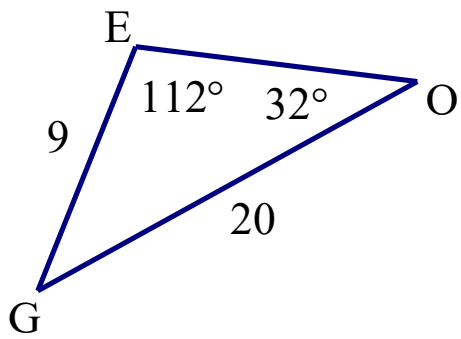
5.



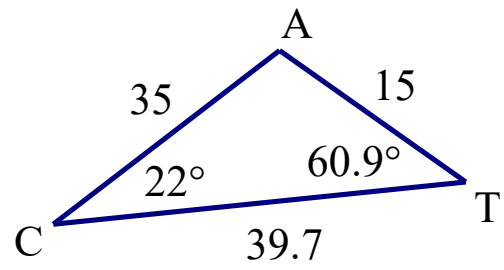
6.



7.



8.





Calculating Volume

Rounded: Type π in to the calculator

In terms of π (π in the answers): Don't type π in.

If you are finding the value of half of a shape, put $\frac{1}{2}$ in front of the formula

-A square pyramid has a square base! The length and width are the same.

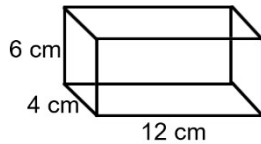
-If given slant height for pyramid/cone, use **Pythagorean Theorem** to find the height.

Cut the diameter/length in half for the small leg. The slant height is the hypotenuse.

- Triangular prism: length and width are the length and width of the rectangle.

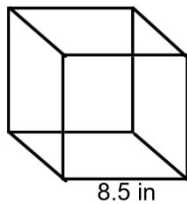
If given circumference, use $C = \pi d$ to find the diameter.

1. Find the volume of the rectangular prism given below



2. Find the volume of a rectangular prism that has dimensions 10 feet by 14 feet by 8 feet.

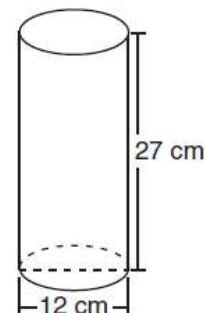
3. Find the volume of the cube shown below.



4. Lenny made a cube in technology class. Each edge measured 1.5 cm. What is the volume of the cube in cubic centimeters?

5. Which expression represents the volume, in cubic centimeters, of the cylinder represented in the diagram below?

- 1) 162π 3) 972π
- 2) 324π 4) $3,888\pi$



6. What is the volume, in cubic centimeters, of a cylinder that has a height of 15 cm and a diameter of 12 cm?

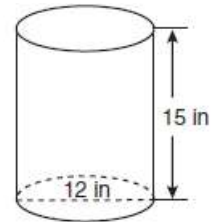
- 1) 180π
- 2) 540π
- 3) 675π
- 4) $2,160\pi$

7. A cylinder is 8 cm tall and has a base with a radius of 3 cm. What is the total volume of the cylinder to the nearest tenth of a centimeter?

8. A cylindrical container has a diameter of 12 inches and a height of 15 inches, as illustrated in the diagram below.

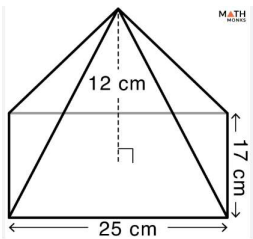
What is the volume of this container?

- 1) 6,785.8
- 2) 4,241.2
- 3) 2,160.0
- 4) 1,696.5

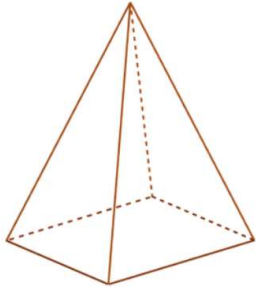


(Not drawn to scale)

9. Find the volume of the pyramid below



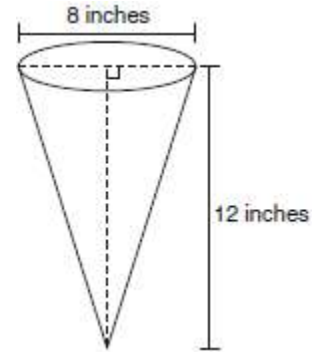
10. The pyramid below has a base with a length of 4 cm, width of 2.5 cm, and an altitude of 9 cm. Find the volume of the pyramid.



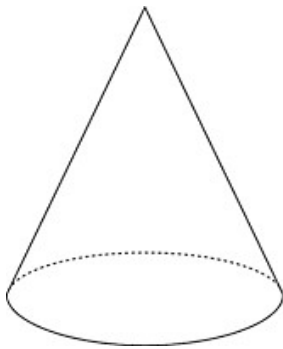
11. In the diagram below, a right circular cone has a diameter of 8 inches and a height of 12 inches.

What is the volume of the cone to the *nearest cubic inch*?

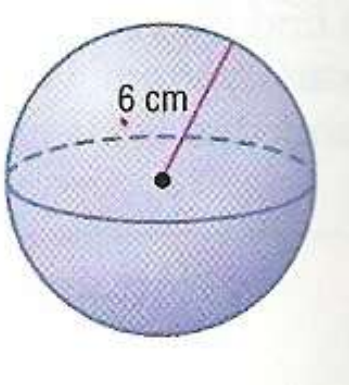
- 1) 201 3) 603
- 2) 481 4) 804



12. A cone has a base with a radius of 2 and an altitude of 7. Find its volume in terms of π .



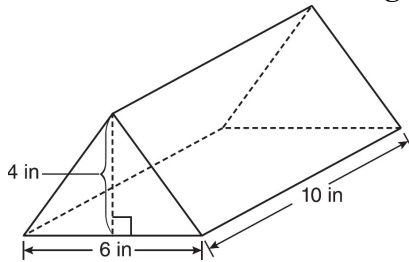
13. Find the volume of the sphere shown below in terms of π .



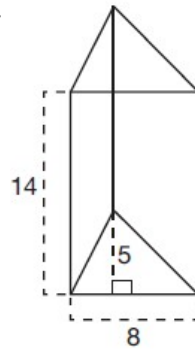
14. Find the volume of a sphere with a diameter of 10 inches rounded to the *nearest hundredth* of a cubic inch.

Find the volume of the following triangular prisms

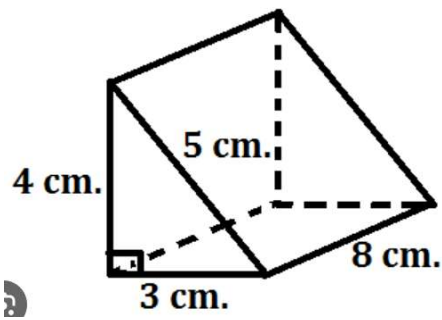
15.



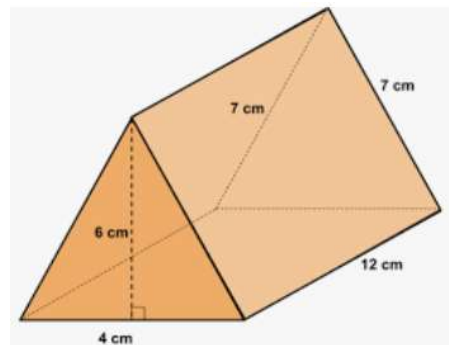
16.



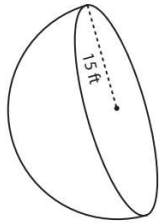
17.



18.



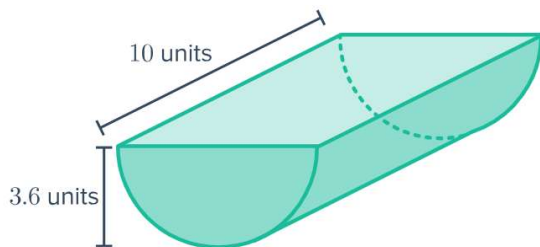
19. Find the volume of the shape below in terms of π .



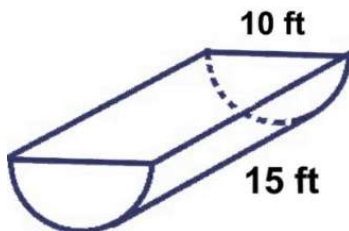
20. Find the volume of the object below if the diameter is 18.2 meters. Round your answer to the *nearest cubic meter*.



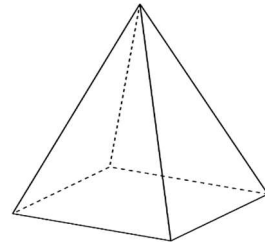
21. Find the volume of the object below to the *nearest cubic unit*.



22. Find the volume of the object below in terms of π .

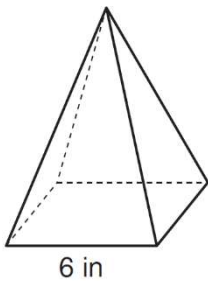


23. A regular pyramid has a square base with an edge length of 14 cm and an altitude of 24 cm. Find its volume.

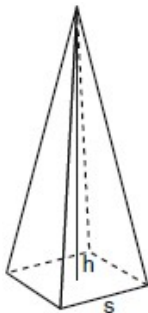


24. Find the volume of a square pyramid with a base with edge length 4 inches and a height of 18 inches.

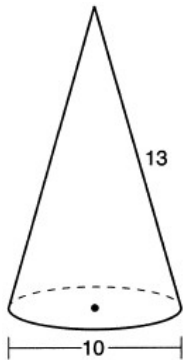
25. As shown in the diagram below, a regular pyramid has a square base whose side measures 6 inches. If the altitude of the pyramid measures 12 inches, find its volume.



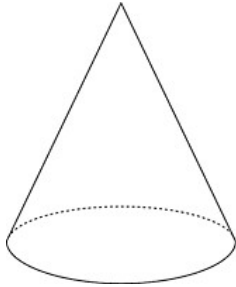
26. A side, s , of the base of the pyramid is 12 meters, and the height, h , is 42 meters. What is the volume of the pyramid in cubic meters?



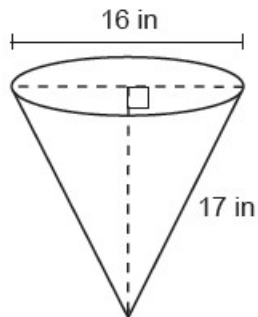
27. Determine and state the volume of the cone, in terms of π .



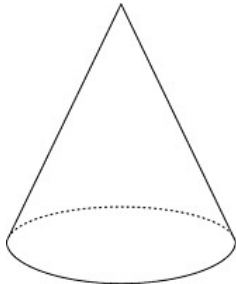
28. A cone has a base with a diameter of 4 and a slant height of 7. Find its volume rounded to the *nearest tenth*.



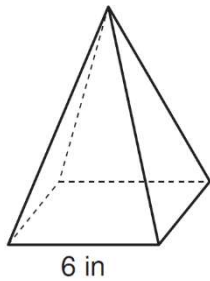
29. In the diagram below, a cone has a diameter of 16 inches and a slant height of 17 inches. What is the volume of the cone, in terms of π , in cubic inches?



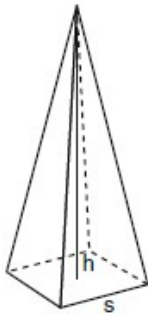
30. In the diagram below, a right circular cone has a diameter of 8 and a slant height of 7. Find the volume of the cone rounded to the *nearest tenth*.



31. As shown in the diagram below, a regular pyramid has a square base whose side measures 6 inches. If the slant height measures 9 inches, find its volume to the nearest cubic inch.

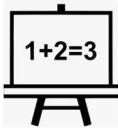


32. A side, s , of the base of the pyramid is 12 meters, and the slant height 50 meters. What is the volume of the pyramid to the nearest cubic meter?



33. A cylinder has a base whose circumference is 10π . If its height is 20, find the volume of the cylinder to the *nearest tenth*.

34. A cone has a base whose circumference is 36π . If its height is 8, find the volume of the cone in terms of π .



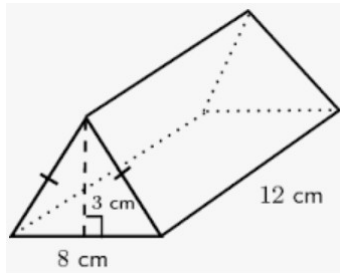
Density

$$\text{Density} = \frac{\text{Mass}}{\text{Volume}}$$

- 1) Find the volume
- 2) Divide the mass by the volume

1. A brick that weighs 1824 grams has dimensions that measure 4 cm by 3 cm by 8 cm. To the nearest tenth, what is the density of the brick?

1. Clay in the shape of a triangular prism shown below has a mass of 1260 grams. What is its density?



3. A cylindrical candleholder has a diameter of 4.5 cm and a height of 20 cm. If the candleholder has a mass of 2900 g, rounded to the nearest whole number, what is its density?

4. A square pyramid with a base with an edge of 6 inches and a height of 12 inches has a mass of 684 grams. Find the density to the nearest tenth.

5. What is the density of a solid sphere of clay that has a diameter of 3.2 inches and has a mass of 552 grams? Round your answer to the nearest tenth.

6. A wooden cube has an edge length of 6 centimeters and a mass of 137.8 grams. Determine the density of the cube, to the *nearest thousandth*. State which type of wood the cube is made of, using the density table below.

Type of Wood	Density (g/cm ³)
Pine	0.373
Hemlock	0.431
Elm	0.554
Birch	0.601
Ash	0.638
Maple	0.676
Oak	0.711



Population Density

$$\text{Population Density} = \frac{\text{Population}}{\text{Area}}$$

1. Town A has an area of 12 square miles. Town B has an area of 10 square miles. If town A has a population of 8,198 people and town B has a population of 7,384 people, which town has a greater population density? Justify your answer.

2. In the year 2020, the village of Depew, New York had an area of 5.1 square miles and a population of 15,069. In the same year, the village of Lancaster, New York had an area of 2.7 square miles and a population of 10,087. Which village had the larger population density in 2020? Justify your answer.

3. In 2017, Mr. Schlansky moved from Levittown, NY to Commack, NY. Levittown has a population of 51,557 and an area of 6.81 square miles. Commack has a population of 36,553 and an area of 12.25 square miles. Which town has the greater population density? Justify your answer.

4. The table below shows the population and land area, in square miles, of four counties in New York State at the turn of the century.

Which county had the greatest population density?

- 1) Broome
- 2) Dutchess
- 3) Niagara
- 4) Saratoga

County	2000 Census Population	2000 Land Area (mi ²)
Broome	200,536	706.82
Dutchess	280,150	801.59
Niagara	219,846	522.95
Saratoga	200,635	811.84

5. Farmer John has a farm with a chicken pen in it. The chicken pen is rectangular measuring 5 yards by 7 yards. If there are 48 chickens in the pen, what is the population density to the nearest tenth of a chicken?

6. Jennifer is having her Sweet 16 party on a giant circular patio that has a radius of 7.2 meters. If there are 83 people at the party, to the nearest tenth, what is the population density?

7. An Ultimate Frisbee Field is rectangular and measures 60 yards by 25 yards. If there are 14 total players on the field at a time, what is the population density during an Ultimate Frisbee Game, rounded to the nearest integer?


8. For a music festival, a stage was built in the shape of a right triangle whose sides measure 6 yards, 8 yards, and 10 yards. At the end of the concert, all of the performers came out and performed together. There were a total of 62 performers on the stage. To the nearest tenth of a person, what was the population density on the stage?

Compound Volume: If a shape is made up of multiple shapes on top of each other, find the volume of each and add them together.

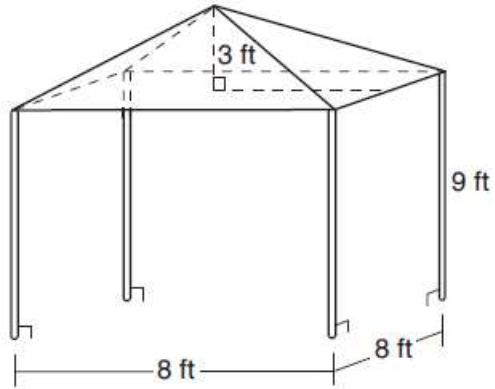
Find the volume of each of the following shapes and round to the *nearest tenth* if necessary.



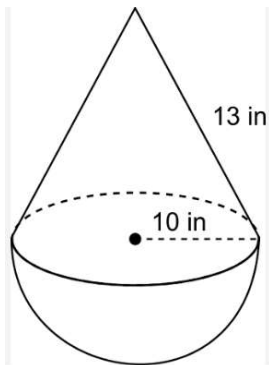
1.



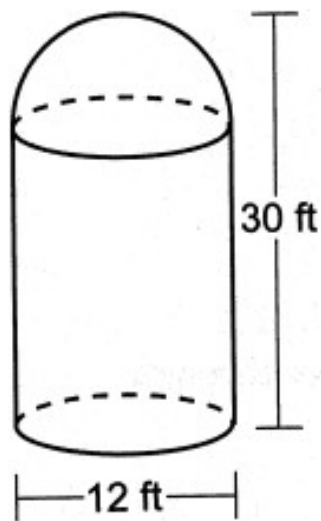
2.



3.



4.







Displaced Volume (Hollow): If a shape is being taken out of a bigger shape, find the volume of each and subtract them.

*If given thickness, draw a cross section and subtract double the thickness from each dimension.

1. A hollow cylinder has a height of 10 inches, an outer diameter of 5 inches, and a thickness of 1 inch. Find the volume to the hollow cylinder to the nearest cubic inch.



2. A hollow rectangular prism has a length of 12 cm, a width of 4 cm, a height of 16 cm, and a thickness of 0.5 cm. Find the volume of the hollow rectangular prism to the nearest cubic centimeter.



3. A hollow sphere has an outer diameter of 10 feet, and a thickness of 1.5 feet. Find the volume of the hollow sphere to the nearest tenth of a cubic foot.

4. A hollow rectangular prism has a length of 8 meters, a width of 6 meters, a height of 4 meters, and a thickness of 1 meter. Find the volume of the hollow rectangular prism to the nearest cubic meter.



Volume with Conversions

Look for cubic _____. Convert to _____.

Inches to feet: $\div 12$

Feet to inches: $\bullet 12$

Convert the following units

1. 24 inches to feet

2. 54 inches to feet

2. 3 inches to feet

4. 4 inches to feet

5. 2 feet to inches

6. 5 feet to inches

7. 3.5 feet to inches

8. 9.25 feet to inches

9. What is the volume, to the *nearest cubic foot*, of a rectangular prism that is 2.4 feet long, 3.2 feet wide, and 9 inches high?

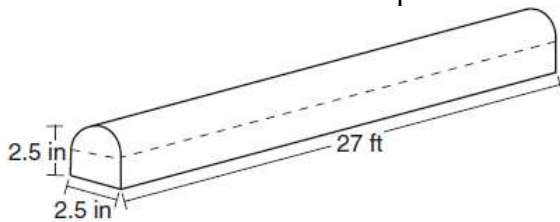
10. A cylinder has a diameter of 20 inches and a height of 2 feet. Find the volume rounded to the nearest cubic inch.

11. A regular pyramid has a square base. A side of the base measures 0.75 feet and the height of the pyramid is 15 inches. What is the volume of the pyramid in cubic inches?

12. Find the volume of a cone whose diameter is 15 inches and height of 2 feet rounded to the nearest cubic foot.

13. A child's tent can be modeled as a pyramid with a square base whose sides measure 60 inches and whose height measures 84 inches. What is the volume of the tent, to the nearest cubic foot?

14. Find the volume of the shape below to the nearest cubic inch.





Dimensional Analysis

Start with volume!

Example, a volume of 12 cubic inches has a density of $7.6 \text{ g}/\text{in}^3$, which costs \$1.25 per kilogram, and 50 are needed that are each filled up to 85%:

$$12 \text{ in}^3 \cdot \frac{7.6 \text{ g}}{1 \text{ in}^3} \cdot \frac{\$1.25}{1000 \text{ g}} \cdot 50 \cdot .85$$

$1 \text{ kg} = 1000 \text{ g}$. Cross out kilogram and write 1000 grams in its place if necessary

1. A block of wood has a volume of 200 cm^3 . The cost of the wood is \$.10 per gram and the density of the wood is $2.1 \text{ g}/\text{cm}^3$. What would be the cost of producing 15 of these blocks of wood.
2. A cylindrical test tube has a volume of 45 in^3 . The liquid inside has weighs 4 ounces per cubic inch and the cost of the liquid is \$.12 per ounce. How much will it cost to fill the test tube to 80% of its capacity?
3. The volume of a pool is 25,000 gallons. The cost of the water to fill the pool is \$120 per 8000 gallons. How much will it cost to fill the pool up 90%?
4. An object made of steel has a volume of 241 cm^3 . The steel costs \$1.25 for 500 grams and has a density of $3.1 \text{ g}/\text{cm}^3$. How much will it cost to make 25 of these objects?

5. A stone brick has a volume of 150 in^3 . The stone weighs 5 grams per cubic inch and it costs \$4.52 for 500 grams of stone. How much will it cost to purchase enough stone to make 12 bricks?

6. A machinist creates a solid steel part for a wind turbine engine. The part has a volume of 1015 cubic centimeters. Steel can be purchased for \$0.29 per kilogram, and has a density of 7.95 g/cm^3 . If the machinist makes 500 of these parts, what is the cost of the steel, to the *nearest dollar*?

7. A water tower has a volume of 1000 liters and the cost of the water is \$250 per cubic kiloliter. How much will it cost to fill the water tower up to 60% of its capacity?

8. A wax candle has a volume of 885 cubic centimeters. The wax costs \$1.24 per kilogram and has a density of 1.9 g/cm^3 . How much will it cost to make 80 candles?

9. An object has a volume of 12 cubic inches and the material it is made from has a density of 7.6 g/in^3 . If the cost of the material is \$1.25 per kilogram, how much will it cost to make 50 of these objects?



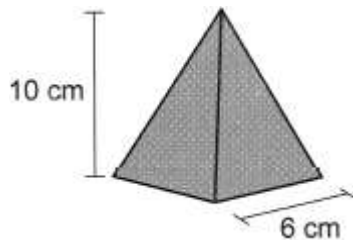
Calculating Volume with Basic Dimensional Analysis

- Calculate the volume using your volume formulas
- Perform basic dimensional analysis

1. A spherical balloon is fully inflated with helium to a diameter of 1.7 feet. If helium costs \$0.80 per cubic foot, what is the cost to completely fill the balloon with helium?

- 1) \$2.06
- 2) \$2.42
- 3) \$3.22
- 4) \$16.46


2. A candle can be modeled by a pyramid with a square base, as shown below. The height of the candle is 10 cm, and each side of the base measures 6 cm.



If the candle wax burns at a rate of 3.5 cubic centimeters per hour, what is the approximate number of hours this candle could burn?

- 1) 103
- 2) 51
- 3) 34
- 4) 11

3. Lucy wants to use a wagon to move a pile of sand in as few trips as possible. The pile of sand can be modeled by a cone, as shown below. The height and radius of the sandpile are both 3.5 feet.



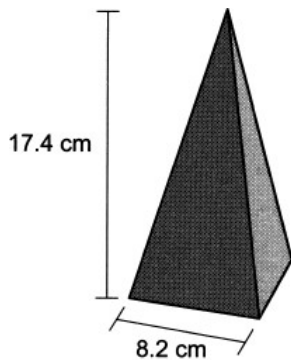
If the wagon holds 5 cubic feet of sand, what is the fewest number of trips Lucy needs to make to move the entire pile of sand?

- (1) 27
- (2) 14
- (3) 3
- (4) 9

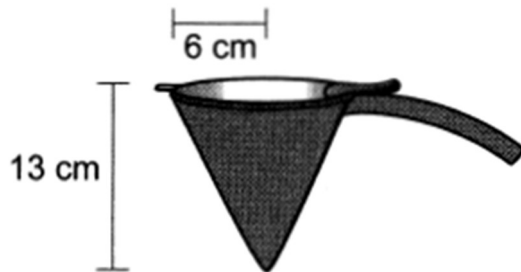
4. A cylindrical bucket is being used to transport topsoil. The bucket has an inside diameter of 10 inches and a height of 15 inches.

If the topsoil weighs 0.0231 pound per cubic inch, determine and state the weight of the topsoil in the bucket when the bucket is full, to the *nearest pound*.

5. A wooden toy block can be modeled by a pyramid with a square base, as shown below. The height of the block is 17.4 cm and the square base has a side length of 8.2 cm. The block is made of solid oak, which has a density of 0.77 g/cm^3 . What is the mass of the block, to the *nearest gram*?



6. The funnel shown below can be used to decorate cookies with melted chocolate. The funnel can be modeled by a cone whose radius is 6 cm and height is 13 cm.



The baker uses 2 cubic centimeters of chocolate to decorate each cookie. When the funnel is completely filled, what is the maximum number of cookies that can be decorated with the melted chocolate?

- 1) 78
2) 245
3) 490
4) 735



Modeling Volume

1) Check units. Convert if necessary. To convert units: Multiply to get units to cancel

out. Example: $3 \text{ in} \cdot \frac{2.54 \text{ cm}}{1 \text{ in}}$



2) FIND VOLUME (Likely to be compound volume (add) or displaced volume (subtract))

3) Begin unit analysis. Start with volume!

Example, a volume of 12 cubic inches has a density of $7.6 \text{ g}/\text{in}^3$, which costs \$1.25 per kilogram, and 50 are needed that are each filled up to 85%:

$$12 \text{ in}^3 \cdot \frac{7.6 \text{ g}}{1 \text{ in}^3} \cdot \frac{1 \text{ kg}}{1000 \text{ g}} \cdot \frac{\$1.25}{1 \text{ kg}} \cdot 50 \cdot .85$$



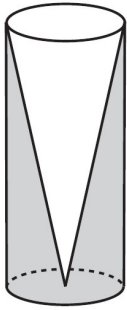
*If given volume, substitute for V and do Algebra!

1. Cylindrical bricks are needed to fill a hole in a homeowner’s backyard. Each brick is to have a diameter of 4 cm and a height of 2 cm. The weight of the concrete that the brick is going to be made from is 2.1 ounces per cubic centimeter. If the concrete costs \$.14 per ounce, how much would it cost to purchase four bricks? Round your answer to the *nearest cent*.

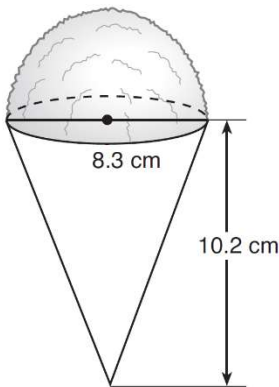
2. A town in upstate New York keeps sand in a silo that is in the shape of a cone. They use this sand to help de-ice the roads after a snowstorm. The silo has a diameter of 18.6 meters and a height of 300 meters. The weight of the sand is 1.2 ounces per cubic meter. If the sand costs \$.12 per ounce, how much will it cost the town to fill 80% of the silo?

3. Walter wants to make 100 candles in the shape of a cone for his new candle business. The mold shown below will be used to make the candles. Each mold will have a height of 8 inches and a diameter of 3 inches.

Walter goes to a hobby store to buy the wax for his candles. The wax costs \$0.10 per ounce. If the weight of the wax is 0.52 ounce per cubic inch, how much will it cost Walter to buy the wax for 100 candles?



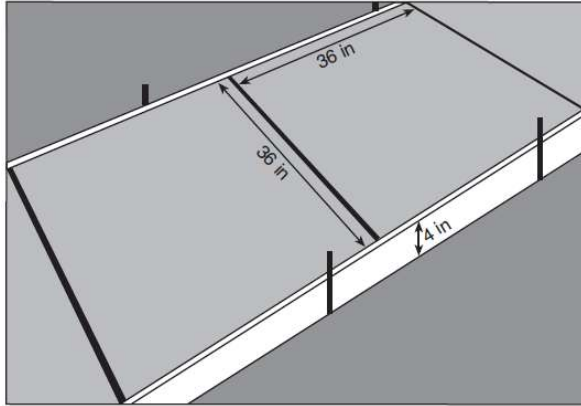
4. A snow cone consists of a paper cone completely filled with shaved ice and topped with a hemisphere of shaved ice, as shown in the diagram below. The inside diameter of both the cone and the hemisphere is 8.3 centimeters. The height of the cone is 10.2 centimeters. The desired density of the shaved ice is 0.697 g/cm^3 , and the cost, per kilogram, of ice is \$3.83. Determine and state the cost of the ice needed to make 50 snow cones.



5. A cylindrical casing is to be put around a garbage can in a busy street in Manhattan. The diameter is 25 inches. The height of the case will be 40 inches and the casing will be 1 inch thick. The density of the metal is .841 grams per cubic inch. What will be the mass of the casing?

6. A bakery sells hollow chocolate spheres. The larger diameter of each sphere is 4 cm. The thickness of the chocolate of each sphere is 0.5 cm. Determine and state, to the *nearest tenth of a cubic centimeter*, the amount of chocolate in each hollow sphere. The bakery packages 8 of them into a box. If the density of the chocolate is 1.308 g/cm^3 , determine and state, to the *nearest gram*, the total mass of the chocolate in the box.

7. Ian needs to replace two concrete sections in his sidewalk, as modeled below. Each section is 36 inches by 36 inches and 4 inches deep. He can mix his own concrete for \$3.25 per cubic foot. How much money will it cost Ian to replace the two concrete sections?

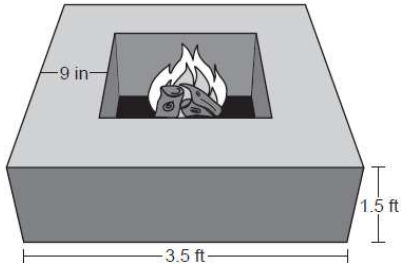


8. A concrete footing is a cylinder that is placed in the ground to support a building structure. The cylinder is 4 feet tall and 12 inches in diameter. A contractor is installing 10 footings. If a bag of concrete mix makes $\frac{2}{3}$ of a cubic foot of concrete, determine and state the minimum number of bags of concrete mix needed to make all 10 footings.



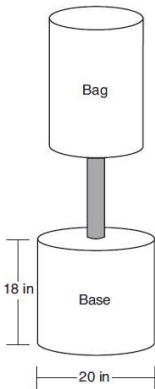
9. A gardener wants to buy enough mulch to cover a rectangular garden that is 3 feet by 10 feet. One bag contains 2 cubic feet of mulch and costs \$3.66. How much will the minimum number of bags cost to cover the garden with mulch 3 inches deep?

10. Josh is making a square-based fire pit out of concrete for his backyard, as modeled by the right prism below. He plans to make the outside walls of the fire pit 3.5 feet on each side with a height of 1.5 feet. The concrete walls of the fire pit are going to be 9 inches thick. If a bag of concrete mix will fill 0.6 ft^3 , determine and state the minimum number of bags needed to build the fire pit.



11. Theresa has a rectangular pool 30 ft long, 15 ft wide, and 4 ft deep. Theresa fills her pool using city water at a rate of \$3.95 per 100 gallons of water. Nancy has a circular pool with a diameter of 24 ft and a depth of 4 ft. Nancy fills her pool with a water delivery service at a rate of \$200 per 6000 gallons. If Theresa and Nancy both fill their pools 6 inches from the top of the pool, determine and state who paid more to fill her pool. [$1 \text{ ft}^3 \text{ water} = 7.48 \text{ gallons}$]

12. Shae has recently begun kickboxing and purchased training equipment as modeled in the diagram below. The total weight of the bag, pole, and unfilled base is 270 pounds. The cylindrical base is 18 inches tall with a diameter of 20 inches. The dry sand used to fill the base weighs 95.46 lbs per cubic foot. To the *nearest pound*, determine and state the total weight of the training equipment if the base is filled to 85% of its capacity.





Shelf/Box Questions

- Draw a two dimensional diagram of the shelf/bottom of the box
- Find how many of each object will fit in each dimension by dividing the dimension by the diameter/width of the object and sketch that into the diagram
- *For boxes, add in the third dimension
- Multiply the amount in each dimension by each other to come up with the total number.

1. Boxes of baseball cards are being put on a display shelf. Each box is a cube with edge length of 6 inches. The display shelf is 26 inches by 14 inches. The boxes must completely fit on the shelf and cannot be stacked on top of each other. What is the maximum number of boxes that can fit on the shelf?

2. Cylindrical soup cans with a base diameter of 2.5 inches and a height of 4 inches are to be put on a display shelf. The display shelf measures 21 inches by 45 inches. The cans must completely fit on the shelf and cannot be stacked on top of each other. What is the maximum number of cans that can fit on the shelf?

3. Lacrosse balls have a diameter of 6.47 centimeters and are to be put on a shelf that measures 120 centimeters by 60 centimeters. The balls must completely fit on the shelf and cannot be stacked on top of each other. What is the maximum number of balls that can fit on the shelf?

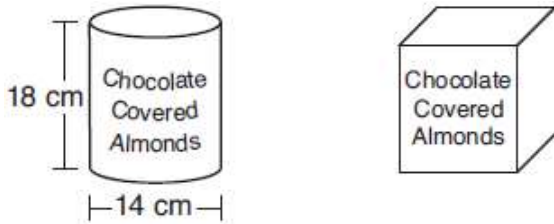
4. Funko Pops come in cubic packages with edge length of 4 inches. They are to be packed into a shipping box that is a rectangular prism that measures 35 inches by 25 inches by 11 inches. What are the maximum number of Funko Pops that can fit into the shipping box?

5. Baseballs that have a diameter of 2.8 inches are to be packed into a rectangular shipping box that has dimensions 24 inches by 12 inches by 6 inches. What is the maximum number of baseballs that can fit into the shipping box?

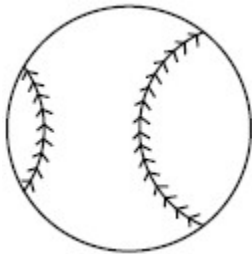
6. Ice cream cones are to be packed into a shipping box that has a base that measures 20 inches by 12 inches and has a height of 10 inches. The cones have a diameter of 1.2 inches and a height of 3.2 inches. How many cones can be packed into the box?

7. A manufacturer is designing a new container for their chocolate-covered almonds. Their original container was a cylinder with a height of 18 cm and a diameter of 14 cm. The new container can be modeled by a rectangular prism with a square base and will contain the same amount of chocolate-covered almonds.

If the new container's height is 16 cm, determine and state, to the *nearest tenth of a centimeter*, the side length of the new container if both containers contain the same amount of almonds. A store owner who sells the chocolate-covered almonds displays them on a shelf whose dimensions are 80 cm long and 60 cm wide. The shelf can only hold one layer of new containers when each new container sits on its square base. Determine and state the maximum number of new containers the store owner can fit on the shelf.



8. A packing box for baseballs is the shape of a rectangular prism with dimensions of 2 ft \times 1 ft \times 18 in. Each baseball has a diameter of 2.94 inches. Determine and state the maximum number of baseballs that can be packed in the box if they are stacked in layers and each layer contains an equal number of baseballs. The weight of a baseball is approximately 0.025 pound per cubic inch. Determine and state, to the *nearest pound*, the total weight of all the baseballs in the fully packed box.



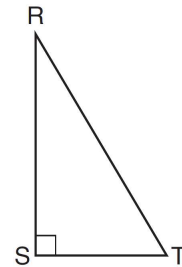


3 dimensional rotations ALMOST ALWAYS form a cylinder or cone

Reflect the shape in 2 dimensions and connect the images with curves

1. Which object is formed when right triangle RST shown below is rotated around leg \overline{RS} ?

- 1) a pyramid with a square base
- 2) an isosceles triangle
- 3) a right triangle
- 4) a cone

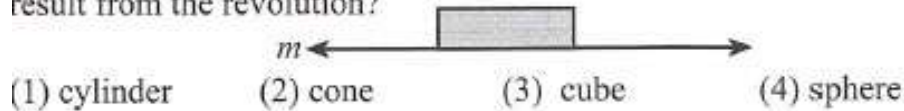


2. If the rectangle below is continuously rotated about side w , which solid figure is formed?

- 1) pyramid
- 2) rectangular prism
- 3) cone
- 4) cylinder



3. If you rotated the shaded figure below about line m , which solid would result from the revolution?



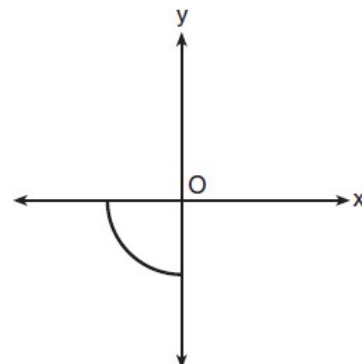
4. If you rotated the triangular region of the figure below about line m , what solid would result from the revolution?



5. Circle O is centered at the origin. In the diagram below, a quarter of circle O is graphed.

Which three-dimensional figure is generated when the quarter circle is continuously rotated about the y -axis?

- 1) cone
- 2) sphere
- 3) cylinder
- 4) hemisphere



6. If an equilateral triangle is continuously rotated around one of its medians, which 3-dimensional object is generated?

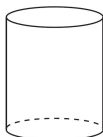
- 1) cone
- 2) pyramid
- 3) prism
- 4) sphere

7. A student has a rectangular postcard that he folds in half lengthwise. Next, he rotates it continuously about the folded edge. Which three-dimensional object below is generated by this rotation?

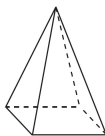
1)



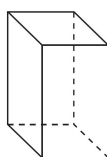
3)



2)



4)



8. An isosceles right triangle whose legs measure 6 is continuously rotated about one of its legs to form a three-dimensional object. The three-dimensional object is a

- 1) cylinder with a diameter of 6
- 2) cylinder with a diameter of 12
- 3) cone with a diameter of 6
- 4) cone with a diameter of 12

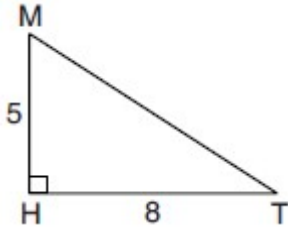
9. Which three-dimensional figure will result when a rectangle 6 inches long and 5 inches wide is continuously rotated about the longer side?

- | | |
|---|--|
| 1) a rectangular prism with a length of 6 inches, width of 6 inches, and height of 5 inches | 3) a cylinder with a radius of 5 inches and a height of 6 inches |
| 2) a rectangular prism with a length of 6 inches, width of 5 inches, and height of 5 inches | 4) a cylinder with a radius of 6 inches and a height of 5 inches |

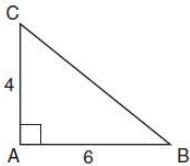
10. Square *MATH* has a side length of 7 inches. Which three-dimensional object will be formed by continuously rotating square *MATH* around side \overline{AT} ?

- 1) a right cone with a base diameter of 7 inches
- 2) a right cylinder with a diameter of 7 inches
- 3) a right cone with a base radius of 7 inches
- 4) a right cylinder with a radius of 7 inches


11. In right triangle MTH shown below, $m\angle H = 90^\circ$, $HT = 8$, and $HM = 5$. Determine and state, to the *nearest tenth*, the volume of the three-dimensional solid formed by rotating $\triangle MTH$ continuously around \overline{MH} .



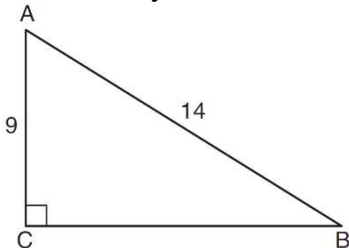
12. In the diagram below, right triangle ABC has legs whose lengths are 4 and 6. What is the volume, in terms of π , of the three-dimensional object formed by continuously rotating the right triangle around \overline{AB} ?



13. In the rectangle below, $\overline{UN} = 8\text{ in}$ and $\overline{KN} = 3\text{ in}$. Find the volume of the three dimensional object created by rotating rectangle FUNK continuously about side \overline{FK} in terms of π .



14. In the diagram of right triangle ABC shown below, $AB = 14$ and $AC = 9$. What is the volume of the three dimensional object formed when the triangle is continuously rotated about side \overline{BC} to the nearest tenth.





Line Dilations

THE IMAGE IS ALWAYS PARALLEL! SLOPE IS ALWAYS THE SAME!

CHEAT:

If center is origin: Multiply scale factor and original b to find new b

If center is on not the origin: The image is the same equation!

-If the center or scale factor is not given, all we know is that they are parallel (same slope). Find the choice that has the same slope.

Conceptual:

Determine if the point is on the line by substituting the x and y coordinates into the equation of the line.

If the point is on the line: Same y intercept (Exact same equation).

If the point is on the line: Different y intercept.

1. The line $y = 3x - 2$ is dilated by a scale factor of 2 and centered at the origin. Write an equation that represents the image of the line after the dilation.

- 1) $y = 3x - 2$ 3) $y = 6x - 2$
2) $y = 3x - 4$ 4) $y = 6x - 4$

2. The line $y = 3x - 2$ is dilated by a scale factor of 2 and centered at $(-1, -5)$. Write an equation that represents the image of the line after the dilation.

- 1) $y = 3x - 2$
2) $y = 3x - 4$
3) $y = 6x - 2$
4) $y = 6x - 4$

3. The line $y = -\frac{1}{2}x + 6$ is dilated by a scale factor of 4 and centered at $(2, 5)$. Write an equation that represents the image of the line after the dilation.

- 1) $y = -\frac{1}{2}x + 6$
2) $y = -\frac{1}{2}x + 24$
3) $y = -2x + 6$
4) $y = -2x + 24$

4. The line $y = -\frac{1}{2}x + 6$ is dilated by a scale factor of 4 and centered at the origin. Write an equation that represents the image of the line after the dilation.

- 1) $y = -\frac{1}{2}x + 6$ 3) $y = -2x + 6$
2) $y = -\frac{1}{2}x + 24$ 4) $y = -2x + 24$

5. Line $y = 3x - 1$ is transformed by a dilation with a scale factor of 2 and centered at (3, 8). The line's image is

- 1) $y = 3x - 8$
- 2) $y = 3x - 4$
- 3) $y = 3x - 2$
- 4) $y = 3x - 1$

6. The line $y = 2x - 4$ is dilated by a scale factor of $\frac{3}{2}$ and centered at the origin. Which equation represents the image of the line after the dilation?

- 1) $y = 2x - 4$
- 2) $y = 2x - 6$
- 3) $y = 3x - 4$
- 4) $y = 3x - 6$

7. Line MN is dilated by a scale factor of 2 centered at the origin. If \overleftrightarrow{MN} is represented by $y = -3x + 6$, which equation can represent $\overleftrightarrow{M'N'}$, the image of \overleftrightarrow{MN} ?

- 1) $y = -3x + 12$
- 2) $y = -3x + 6$
- 3) $y = -6x + 12$
- 4) $y = -6x + 6$

8. Line MN is dilated by a scale factor of 2 centered at the point (0, 6). If \overleftrightarrow{MN} is represented by $y = -3x + 6$, which equation can represent $\overleftrightarrow{M'N'}$, the image of \overleftrightarrow{MN} ?

- 1) $y = -3x + 12$
- 2) $y = -3x + 6$
- 3) $y = -6x + 12$
- 4) $y = -6x + 6$

9. The line $y = 4x - 2$ is dilated by a scale factor of 3 and centered at the point (-1, -6). Which equation represents the image of the line after the dilation?

- 1) $y = 4x - 2$
- 2) $y = 4x - 6$
- 3) $y = 12x - 2$
- 4) $y = 12x - 6$

10. The line $y = \frac{1}{2}x + 5$ is dilated by a scale factor of 4 and centered at the point (4, 7).

Which equation represents the image of the line after the dilation?

- 1) $y = \frac{1}{2}x + 20$
- 2) $y = \frac{1}{2}x + 5$
- 3) $y = 2x + 20$
- 4) $y = 2x + 5$

11. The equation of line h is $2x + y = 1$. Line m is the image of line h after a dilation of scale factor 4 with respect to the origin. What is the equation of the line m ?

- 1) $y = -2x + 1$
- 2) $y = -2x + 4$
- 3) $y = 2x + 4$
- 4) $y = 2x + 1$

12. The line $2x + 3y = 8$ is dilated by a scale factor of 3 and centered at the point $(1,2)$. Which equation represents the image of the line after the dilation?

- 1) $y = -\frac{2}{3}x + \frac{8}{3}$
- 2) $y = -\frac{2}{3}x + 8$
- 3) $y = -2x + \frac{8}{3}$
- 4) $y = -2x + 8$

13. Line $y - 2x = 4$ is transformed by a dilation with a scale factor of 2 centered at the origin. What is the equation of the line's image?

14. The equation of a line is given by the equation $2x + 2y = 6$. Write an equation for the image of the line after a dilation of 2 centered at $(3,0)$.

15. The equation of line l is $y + 2x = 1$. Line m is the image of line l after a dilation of 3 centered at the origin. What is the equation of line m .

16. The line $y = 2x - 1$ is dilated centered at $(4, 1)$. Which linear equation could be its image?

- 1) $y = -2x + 3$ 3) $y = -\frac{1}{2}x - 4$
2) $y = 2x + 7$ 4) $y = \frac{1}{2}x$

17. The line $y = \frac{2}{3}x + 3$ is dilated centered at the origin. Which linear equation could be its image?

- 1) $2x + 3y = 7$ 3) $3x - 2y = 7$
2) $2x - 3y = 7$ 4) $3x + 2y = 7$

18. The line $3y = -2x + 8$ is transformed by a dilation centered at the origin. Which linear equation could be its image?

- 1) $2x + 3y = 5$
2) $2x - 3y = 5$
3) $3x + 2y = 5$
4) $3x - 2y = 5$

19. The line represented by the equation $4y = 3x + 7$ is transformed by a dilation centered at the origin. Which linear equation could represent its image?

- 1) $3x - 4y = 9$ 3) $4x - 3y = 9$
2) $3x + 4y = 9$ 4) $4x + 3y = 9$

20. The line $-3x + 4y = 8$ is transformed by a dilation centered at the origin. Which linear equation could represent its image?

- 1) $y = \frac{4}{3}x + 8$ 3) $y = -\frac{3}{4}x - 8$
2) $y = \frac{3}{4}x + 8$ 4) $y = -\frac{4}{3}x - 8$

21. Line l is represented by the equation $y = 4x - 1$. Emely says that the equation of line l after a dilation with a scale factor of 3 centered at $(2,7)$ is $y = 4x - 3$. Is Emely correct? Explain your answer.

22. Josue believes that the image of $y = \frac{2}{3}x + 2$ after a dilation of scale factor 2 centered at the origin is $3y = 2x + 6$. Is Josue correct? Explain your answer.

23. Line n is represented by the equation $3x + 4y = 20$. Determine and state the equation of line p , the image of line n , after a dilation of scale factor $\frac{1}{3}$ centered at the point $(4, 2)$. [The use of the set of axes below is optional.] Explain your answer.

24. Aliyah says that when the line $4x + 3y = 24$ is dilated by a scale factor of 2 centered at the point $(3, 4)$, the equation of the dilated line is $y = -\frac{4}{3}x + 16$. Is Aliyah correct? Explain why. [The use of the set of axes below is optional.]



Equation of a line through a point

- 1) Find m using parallel (same slope) or perpendicular (negative reciprocal slopes)
- 2) Substitute into $y - y_1 = m(x - x_1)$. Don't forget to negate x_1 and y_1 .
- 3) If it's multiple choice, you may have to distribute and isolate y .

1. What is the equation of a line that passes through the point $(-3, -11)$ and is parallel to the line whose equation is $y = 2x - 4$?

- | | |
|-----------------|---------------------------------------|
| 1) $y = 2x + 5$ | 3) $y = \frac{1}{2}x + \frac{25}{2}$ |
| 2) $y = 2x - 5$ | 4) $y = -\frac{1}{2}x - \frac{25}{2}$ |

2. What is an equation of the line that passes through the point $(-2, 5)$ and is perpendicular to the line whose equation is $y = \frac{1}{2}x + 5$?

- | | |
|---------------------------------|---------------------------------|
| 1) $y - 5 = \frac{1}{2}(x + 2)$ | 3) $y + 5 = \frac{1}{2}(x - 2)$ |
| 2) $y - 5 = -2(x + 2)$ | 4) $y + 5 = -2(x - 2)$ |

3. What is an equation of the line that contains the point $(3, -1)$ and is perpendicular to the line whose equation is $y = -3x + 2$?

- | | |
|------------------|---------------------------|
| 1) $y = -3x + 8$ | 3) $y = \frac{1}{3}x$ |
| 2) $y = -3x$ | 4) $y = \frac{1}{3}x - 2$ |

4. An equation of the line that passes through $(2, -1)$ and is parallel to the line $2y + 3x = 8$ is

- | | |
|----------------------------------|----------------------------------|
| 1) $y + 1 = -\frac{3}{2}(x - 2)$ | 3) $y - 1 = -\frac{3}{2}(x + 2)$ |
| 2) $y + 1 = \frac{2}{3}(x - 2)$ | 4) $y - 1 = \frac{2}{3}(x + 2)$ |

5. What is an equation of the line that is perpendicular to the line whose equation is $y = \frac{3}{5}x - 2$ and that passes through the point $(3, -6)$?

- 1) $y = \frac{5}{3}x - 11$
- 2) $y = -\frac{5}{3}x + 11$
- 3) $y = -\frac{5}{3}x - 1$
- 4) $y = \frac{5}{3}x + 1$

6. The equation of a line is $y = \frac{2}{3}x + 5$. What is an equation of the line that is perpendicular to the given line and that passes through the point $(4, 2)$?

- 1) $y = \frac{2}{3}x - \frac{2}{3}$
- 2) $y = \frac{3}{2}x - 4$
- 3) $y = -\frac{3}{2}x + 7$
- 4) $y = -\frac{3}{2}x + 8$

7. What is an equation of the line that passes through the point $(6, 8)$ and is perpendicular to a line with equation $y = \frac{3}{2}x + 5$?

- 1) $y - 8 = \frac{3}{2}(x - 6)$
- 2) $y - 8 = -\frac{2}{3}(x - 6)$
- 3) $y + 8 = \frac{3}{2}(x + 6)$
- 4) $y + 8 = -\frac{2}{3}(x + 6)$

8. What is an equation of a line which passes through $(6, 9)$ and is perpendicular to the line whose equation is $4x - 6y = 15$?

- 1) $y - 9 = -\frac{3}{2}(x - 6)$
- 2) $y - 9 = \frac{2}{3}(x - 6)$
- 3) $y + 9 = -\frac{3}{2}(x + 6)$
- 4) $y + 9 = \frac{2}{3}(x + 6)$


Writing the Equation of a Perpendicular Bisector

1) Find slope: $m = \frac{\Delta y}{\Delta x}$

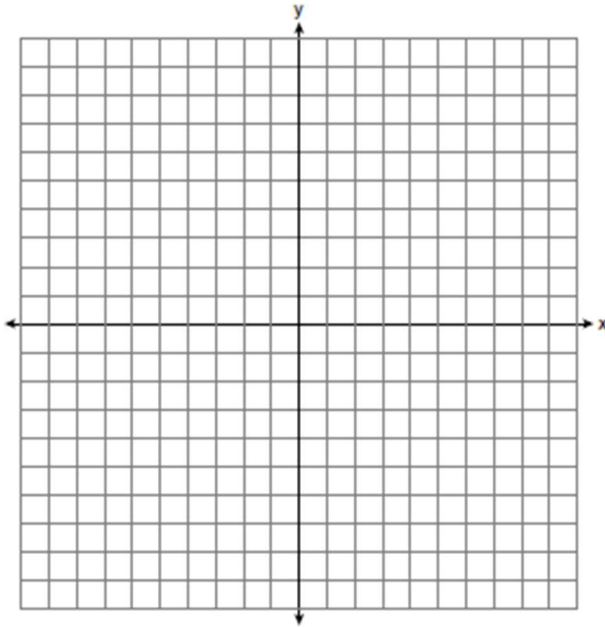
2) Find midpoint: $MP = \left(\frac{x_1 + x_2}{2}, \frac{y_1 + y_2}{2} \right)$

3) Substitute $m \perp$ and midpoint into $y - y_1 = m(x - x_1)$

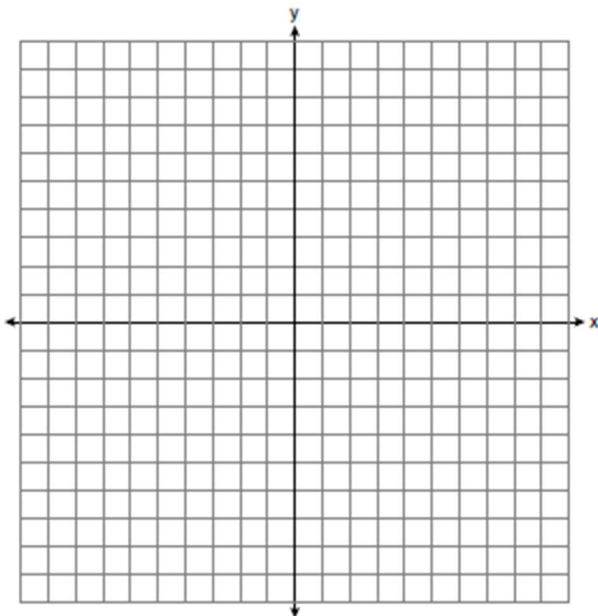
*You might have to distribute and isolate y to put it into slope-intercept form



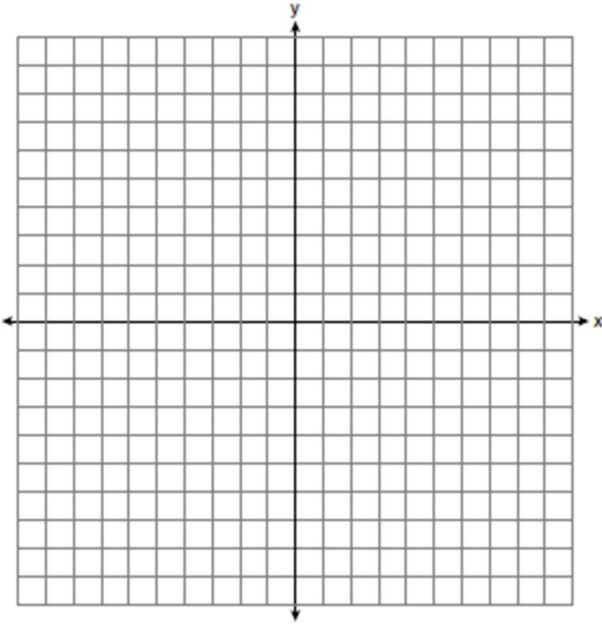
1. Write an equation of the perpendicular bisector of the line segment whose endpoints are (3,5) and (5,9) in both point slope and slope intercept form.



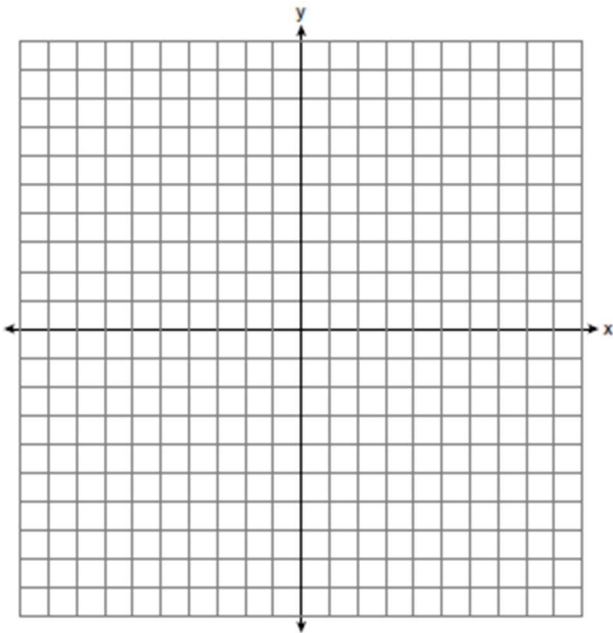
2. Write an equation of the perpendicular bisector of the line segment whose endpoints are (-1,5) and (1,1) in both point slope and slope intercept form.



3. Write an equation of the perpendicular bisector of the line segment whose endpoints are $(-4,1)$ and $(0,3)$ in both point slope and slope intercept form.



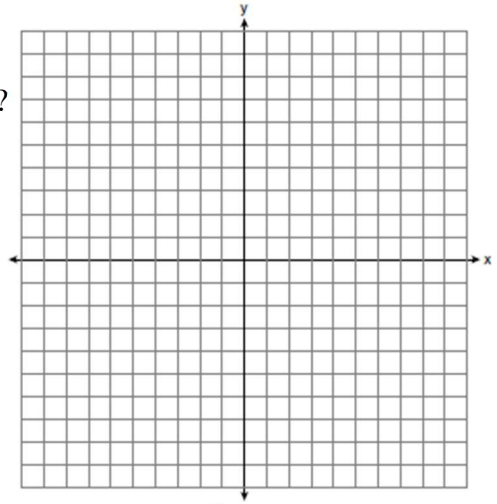
4. Write an equation of the perpendicular bisector of the line segment whose endpoints are $(-4,3)$ and $(4,5)$ in both point slope and slope intercept form.



5. Line segment NY has endpoints $N(-11, 5)$ and $Y(5, -7)$.

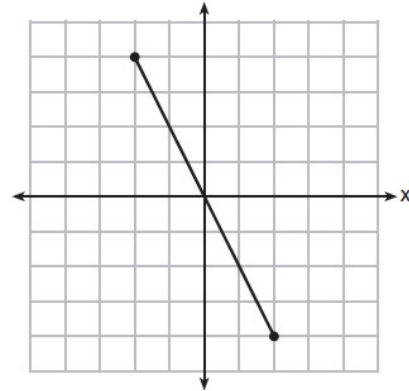
What is the equation of the perpendicular bisector of \overline{NY} ?

- 1) $y + 1 = \frac{4}{3}(x + 3)$
- 2) $y + 1 = -\frac{3}{4}(x + 3)$
- 3) $y - 6 = \frac{4}{3}(x - 8)$
- 4) $y - 6 = -\frac{3}{4}(x - 8)$



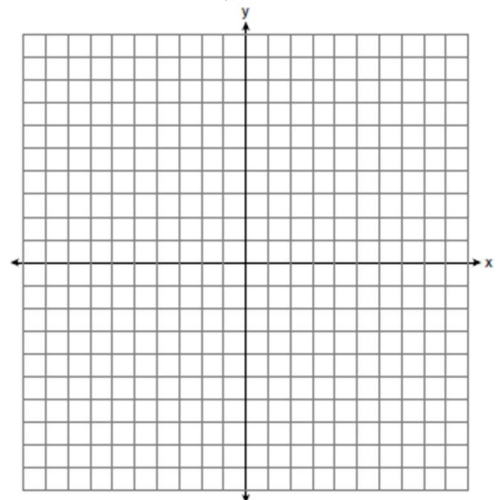
6. What is an equation of the perpendicular bisector of the line segment shown in the diagram below?

- 1) $y + 2x = 0$
- 2) $y - 2x = 0$
- 3) $2y + x = 0$
- 4) $2y - x = 0$



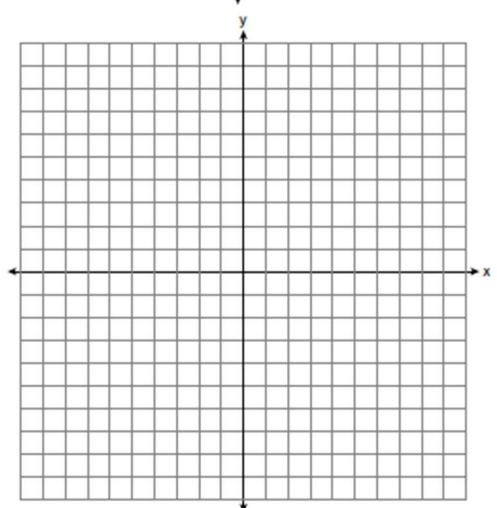
7. Segment JM has endpoints $J(-5, 1)$ and $M(7, -9)$. An equation of the perpendicular bisector of \overline{JM} is

- 1) $y - 4 = \frac{5}{6}(x + 1)$
- 2) $y + 4 = \frac{5}{6}(x - 1)$
- 3) $y - 4 = \frac{6}{5}(x + 1)$
- 4) $y + 4 = \frac{6}{5}(x - 1)$



8. The endpoints of \overline{AB} are $A(0, 4)$ and $B(-4, 6)$. Which equation of a line represents the perpendicular bisector of \overline{AB} ?

- 1) $y = -\frac{1}{2}x + 4$
- 2) $y = -2x + 1$
- 3) $y = 2x + 8$
- 4) $y = 2x + 9$





Graphing Circles Given Center-Radius Form

Negate what's in the parenthesis for the center. If there are no parenthesis, the coordinate is 0.

Take the square root of the right hand side for the radius.

1. What are the center and the radius of the circle whose equation is $(x + 5)^2 + (y - 1)^2 = 4$

- 1) center = $(5, -1)$; radius = 4
- 2) center = $(-5, 1)$; radius = 4
- 3) center = $(5, -1)$; radius = 2
- 4) center = $(-5, 1)$; radius = 2

2. What are the center and the radius of the circle whose equation is $(x - 3)^2 + (y + 4)^2 = 36$

- 1) center = $(3, -4)$; radius = 6
- 2) center = $(-3, 4)$; radius = 6
- 3) center = $(3, -4)$; radius = 36
- 4) center = $(-3, 4)$; radius = 36

3. The equation of a circle is $x^2 + (y - 7)^2 = \frac{25}{16}$. What are the center and radius of the circle?

- 1) center = $(0, 7)$; radius = $\frac{5}{4}$
- 2) center = $(0, 7)$; radius = $\frac{25}{16}$
- 3) center = $(0, -7)$; radius = $\frac{5}{4}$
- 4) center = $(0, -7)$; radius = $\frac{25}{16}$

4. What are the center and the radius of the circle whose equation is $(x - 3)^2 + (y + 3)^2 = 36$

- 1) center = $(3, -3)$; radius = 6
- 2) center = $(-3, 3)$; radius = 6
- 3) center = $(3, -3)$; radius = 36
- 4) center = $(-3, 3)$; radius = 36

5. What are the center and the radius of the circle whose equation is $(x - 5)^2 + (y + 3)^2 = 16$?

- 1) $(-5, 3)$ and 16
- 2) $(5, -3)$ and 16
- 3) $(-5, 3)$ and 4
- 4) $(5, -3)$ and 4

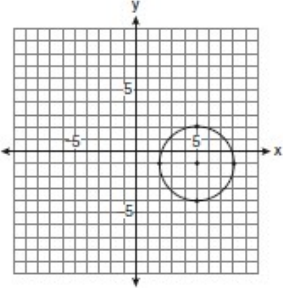
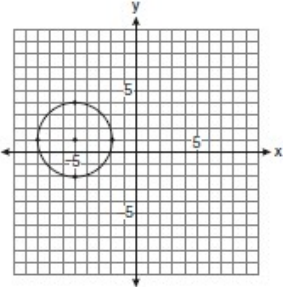
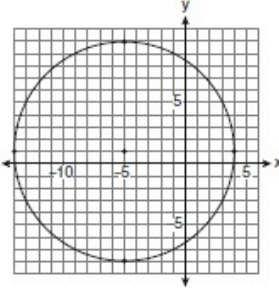
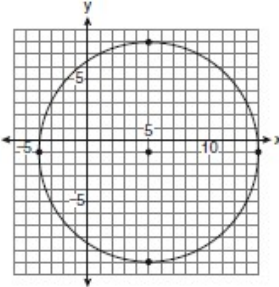
6. The equation of a circle is $(x-4)^2 + (y-5)^2 = \frac{49}{4}$. What are the center and radius of the circle?

- 1) center = $(-4, -5)$; radius = $\frac{49}{4}$
- 2) center = $(-4, -5)$; radius = $\frac{7}{2}$
- 3) center = $(4, 5)$; radius = $\frac{49}{4}$
- 4) center = $(4, 5)$; radius = $\frac{7}{2}$

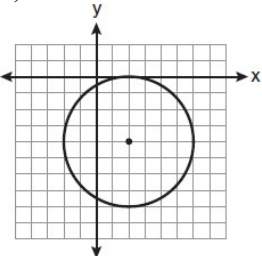
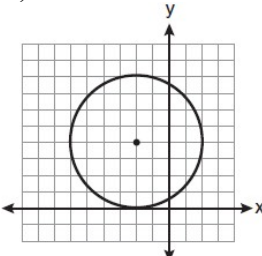
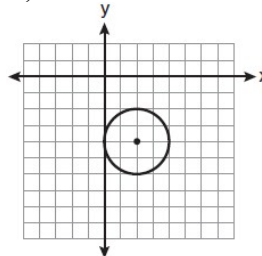
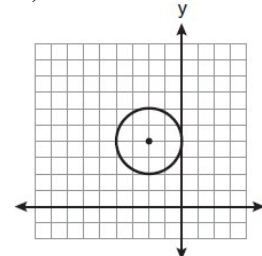
7. A circle is represented by the equation $x^2 + (y+3)^2 = 13$. What are the coordinates of the center of the circle and the length of the radius?

- 1) $(0, 3)$ and 13
- 2) $(0, 3)$ and $\sqrt{13}$
- 3) $(0, -3)$ and 13
- 4) $(0, -3)$ and $\sqrt{13}$

8. Which graph represents a circle with the equation $(x-5)^2 + (y+1)^2 = 9$?

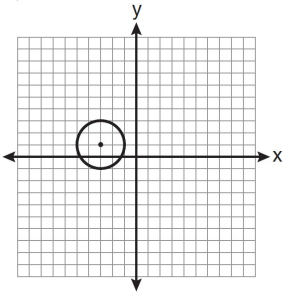
- 1) 
- 2) 
- 3) 
- 4) 

9. The equation of a circle is $(x-2)^2 + (y+4)^2 = 4$. Which diagram is the graph of the circle?

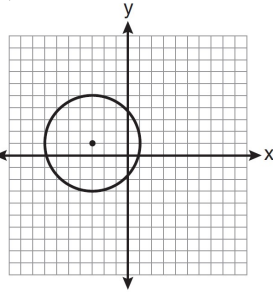
- 1) 
- 2) 
- 3) 
- 4) 

10. Which graph represents a circle with the equation $(x - 3)^2 + (y + 1)^2 = 4$?

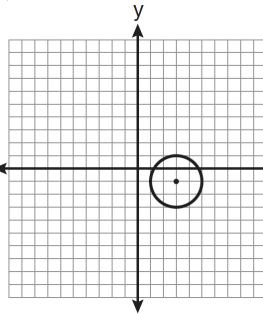
1)



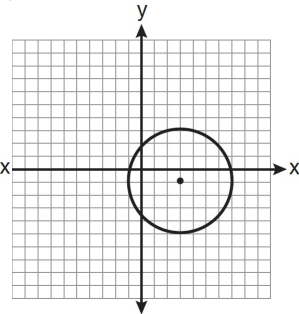
2)



3)



4)



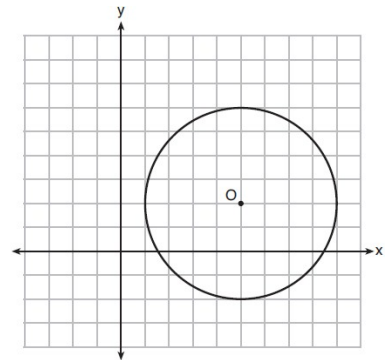
11. Which of the following is the equation of the given circle?

$(x - 5)^2 + (y - 2)^2 = 16$

$(x + 5)^2 + (y + 2)^2 = 16$

$(x - 5)^2 + (y - 2)^2 = 4$

$(x + 5)^2 + (y + 2)^2 = 4$



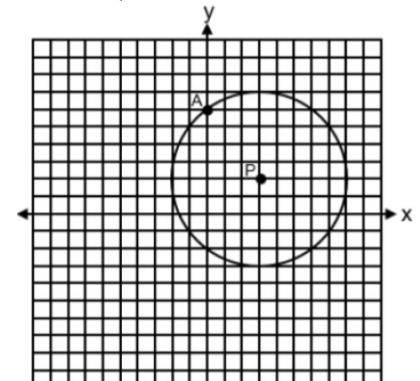
12. Which of the following is the equation of the given circle?

$(x - 3)^2 + (y - 2)^2 = 25$

$(x + 3)^2 + (y + 2)^2 = 25$

$(x - 3)^2 + (y - 2)^2 = 5$

$(x + 3)^2 + (y + 2)^2 = 5$



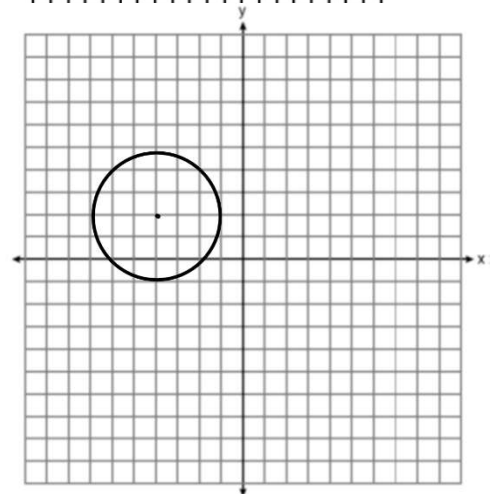
13. Which of the following is the equation of the given circle?

$(x - 4)^2 + (y + 2)^2 = 9$

$(x - 4)^2 + (y + 2)^2 = 3$

$(x + 4)^2 + (y - 2)^2 = 9$

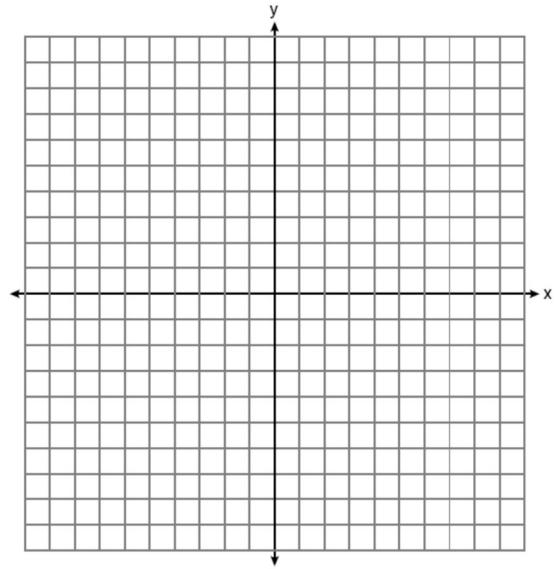

$(x + 4)^2 + (y - 2)^2 = 3$



Graph the following circles on the provided graphs

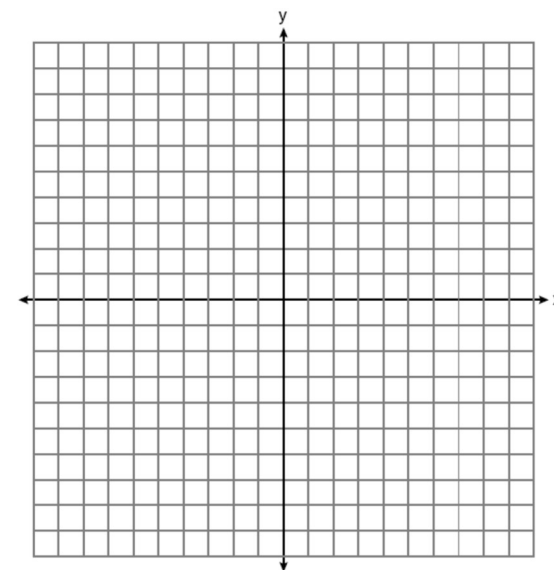
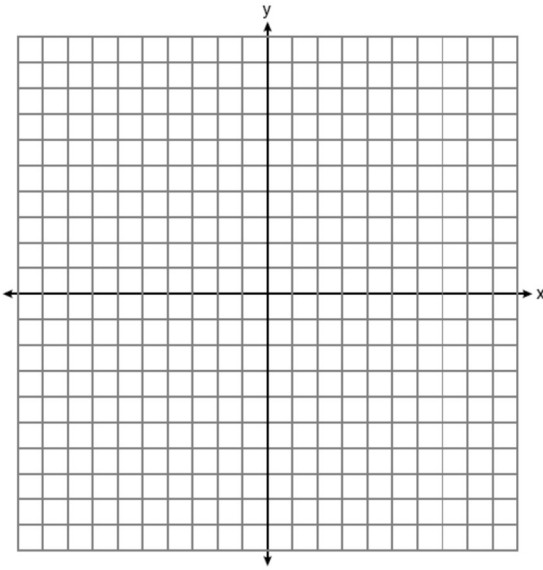
14. $(x - 4)^2 + (y + 1)^2 = 9$

15. $(x + 3)^2 + (y - 2)^2 = 16$



16. $(x - 5)^2 + (y + 6)^2 = 4$

17. $(x + 5)^2 + y^2 = 25$





Finding Center and Radius of a Circle Given Standard Form Completing the Square

- 1) Write the x's together, y's together, and move constant to the other side

$$x^2 + bx + y^2 + by = c$$

- 2) Add $\left(\frac{b}{2}\right)^2$ to both sides for each variable

- 3) Factor each trinomial (Both factors must be the same)

- 4) Rewrite the factors as a binomial squared

Conics App

- 1) Apps, Conics, Circles, 2

- 2) Make sure the equation is equal to 0! If not, move D to the other side

- 3) ALPHA SOLVE for center and radius

*If radius is a decimal, guess and check for the appropriate radical

1. An equation of circle M is $x^2 + y^2 + 6x - 2y + 1 = 0$. What are the coordinates of the center and the length of the radius of circle M ?

- 1) center $(3, -1)$ and radius 9
- 2) center $(3, -1)$ and radius 3
- 3) center $(-3, 1)$ and radius 9
- 4) center $(-3, 1)$ and radius 3

2. What are the coordinates of the center and length of the radius of the circle whose equation is $x^2 + 6x + y^2 - 4y = 23$?

- 1) $(3, -2)$ and 36
- 2) $(3, -2)$ and 6
- 3) $(-3, 2)$ and 36
- 4) $(-3, 2)$ and 6

3. State the center and radius of $x^2 + y^2 - 12x - 14y = 15$

4. State the center and radius of $x^2 + y^2 - 4x + 8y + \frac{31}{4} = 0$



5. Find the coordinates of the center and radius of a circle whose equation is

$$x^2 + y^2 - 16x + 6y + 53 = 0?$$

- 1) center: (-8,3), radius: 20
- 2) center: (-8,3), radius: $\sqrt{20}$
- 3) center: (8,-3), radius: 20
- 4) center: (8,-3), radius: $\sqrt{20}$

6. The equation of a circle is $x^2 + y^2 + 6y = 7$. What are the coordinates of the center and the length of the radius of the circle?

- 1) center (0,3) and radius 4
- 2) center (0,-3) and radius 4
- 3) center (0,3) and radius 16
- 4) center (0,-3) and radius 16

7. What are the coordinates of the center and length of the radius of the circle whose equation is $x^2 + y^2 + 2x - 16y + 49 = 0$?

- 1) center (1,-8) and radius 4
- 2) center (-1, 8) and radius 4
- 3) center (1,-8) and radius 16
- 4) center (-1, 8) and radius 16

8. What are the coordinates of the center and the length of the radius of the circle whose equation is $x^2 + y^2 - 12y - 20.25 = 0$?

- | | |
|---------------------------------|----------------------------------|
| 1) center (0,6) and radius 7.5 | 3) center (0,12) and radius 4.5 |
| 2) center (0,-6) and radius 7.5 | 4) center (0,-12) and radius 4.5 |

9. What is the length of the radius of the circle whose equation is $x^2 + y^2 - 2x + 4y - 5 = 0$?

- | | |
|----------------|-------|
| 1) $\sqrt{5}$ | 3) 5 |
| 2) $\sqrt{10}$ | 4) 10 |

10. An equation of a circle is $x^2 + y^2 - 6x + 2y = 14$. What are the coordinates of the center and the length of the radius of this circle?

- | | |
|------------------------|--------------------------------|
| 1) (-3, 1) and $r = 5$ | 3) (-3, 1) and $r = \sqrt{24}$ |
| 2) (3, -1) and $r = 5$ | 4) (3, -1) and $r = \sqrt{24}$ |

11. The equation of a circle is $x^2 + y^2 + 12x = -27$. What are the coordinates of the center and the length of the radius of the circle?

- 1) center $(6, 0)$ and radius 3
- 2) center $(6, 0)$ and radius 9
- 3) center $(-6, 0)$ and radius 3
- 4) center $(-6, 0)$ and radius 9

12. The equation of a circle is $x^2 + 6y = 4x - y^2 + 12$. What are the coordinates of the center and the length of the radius?

- 1) center $(2, -3)$ and radius 5
- 2) center $(-2, 3)$ and radius 5
- 3) center $(2, -3)$ and radius 25
- 4) center $(-2, 3)$ and radius 25

13. Find the center and radius of $x^2 + y^2 + 16x + 6y + 1 = 0$

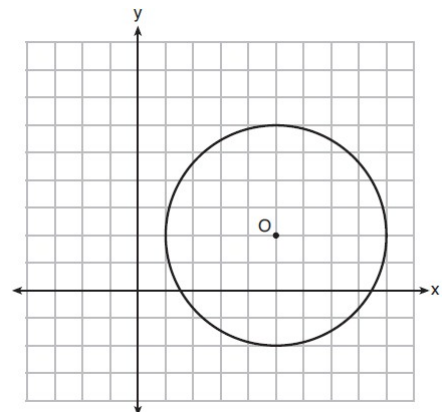
14. The equation of a circle is $x^2 + y^2 + 8x - 6y + 7 = 0$. Determine and state the coordinates of the center and the length of the radius of the circle.

15. What is an equation of a circle whose center is $(1, 4)$ and diameter is 10?

- 1) $x^2 - 2x + y^2 - 8y = 8$
- 2) $x^2 + 2x + y^2 + 8y = 8$
- 3) $x^2 - 2x + y^2 - 8y = 83$
- 4) $x^2 + 2x + y^2 + 8y = 83$

16. What is an equation of circle O shown in the graph below?

- 1) $x^2 + 10x + y^2 + 4y = -13$
- 2) $x^2 - 10x + y^2 - 4y = -13$
- 3) $x^2 + 10x + y^2 + 4y = -25$
- 4) $x^2 - 10x + y^2 - 4y = -25$






Partitions

- 1) Find $\frac{\Delta x}{p}$ and $\frac{\Delta y}{p}$ where p is the number of partitions.
- 2) Count those values out on the graph between the two endpoints
- 3) Circle and state the point that matches the given ratio.

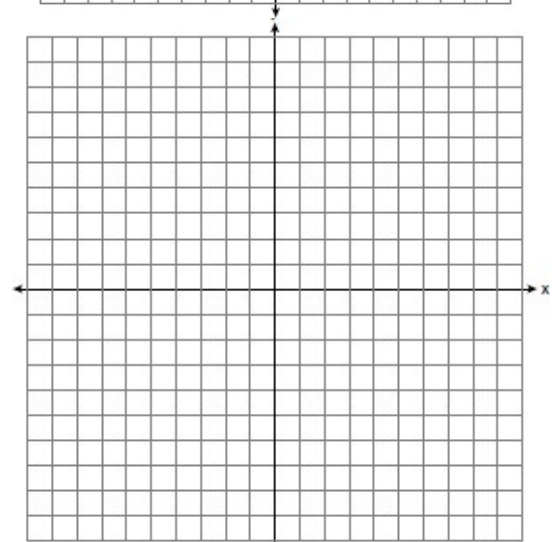
BE CAREFUL WHICH POINT YOU START FROM!

*Expect to have to use your scrap graph paper

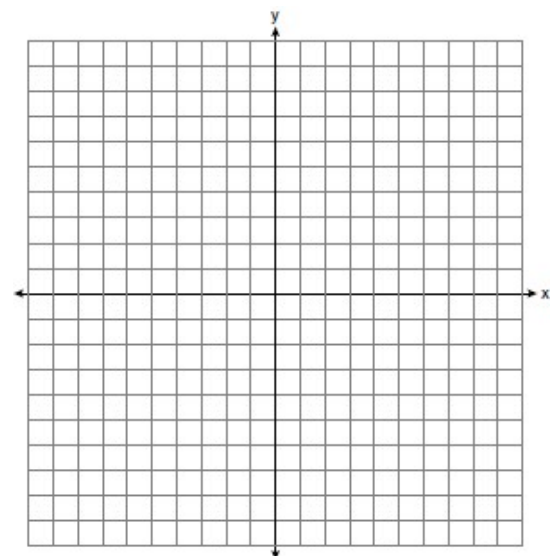
1. The coordinates of the endpoints of \overline{AB} are $A(-6, -5)$ and $B(4, 0)$. Point P is on \overline{AB} . Determine and state the coordinates of point P , such that $AP:PB$ is $2:3$.




2. What are the coordinates of the point on the directed line segment from $G(-4, -7)$ to $O(4, 5)$ that partitions the segment into a ratio of 3 to 1?



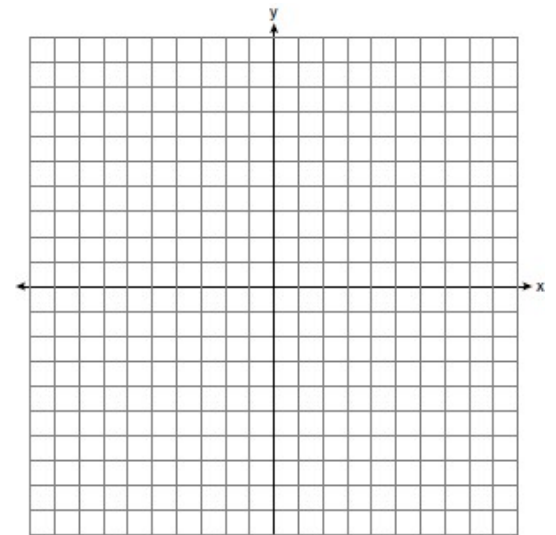
3. Directed line segment \overline{IQ} has endpoints whose coordinates are $I(-7, 8)$ and $Q(-1, -4)$. Determine the coordinates of point J that divides the segment in the ratio 1 to 5.



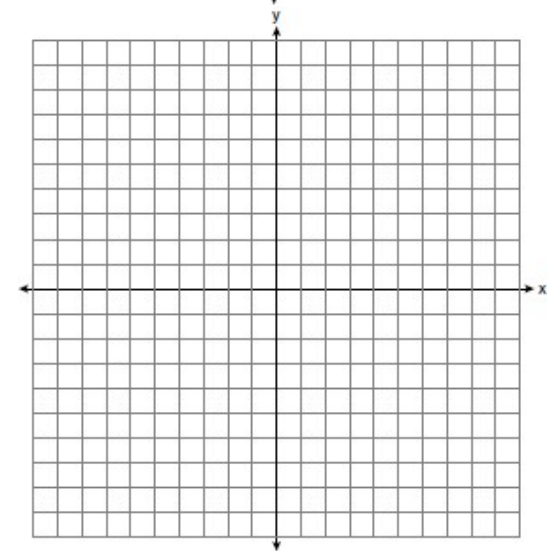
4. Directed line segment SB has endpoints whose coordinates are $S(-6,3)$ and $B(9,-2)$. Determine the coordinates of point J that divides the segment in the ratio 2 to 3.



5. What are the coordinates of the point on the directed line segment from $P(-1,6)$ to $S(5,3)$ that partitions the segment into a ratio of 1 to 2?



7. Directed line segment JQ has endpoints whose coordinates are $J(8,6)$ and $Q(-10,-3)$. Determine the coordinates of point O that divides the segment in the ratio 5 to 4.

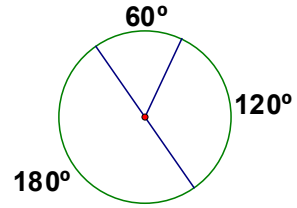




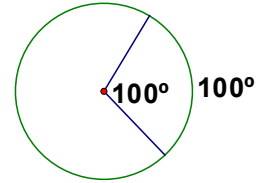
Circle Angle and Segment Rules:

The arcs of a circle add to 360°

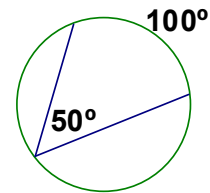
A diameter cuts a circle into 2 halves of 180° each



Central Angle: Has its vertex at the center of the circle
Central angle is equal to the measure of the intercepted arc



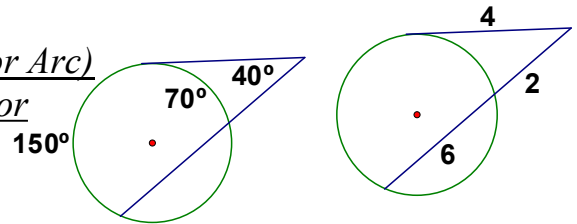
Inscribed Angle: Has its vertex on the circle
Inscribed angle is half of the measure of the intercepted arc



Exterior Segments/Angles:

Angles: $2(\text{Exterior Angle}) = (\text{Major Arc} - \text{Minor Arc})$

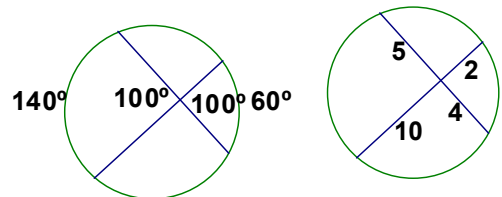
Segments: $\text{Whole} \cdot \text{Exterior} = \text{Whole} \cdot \text{Exterior}$



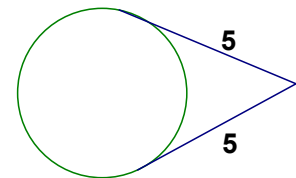
Intersecting Segments/Angles:

Angles: $2(\text{Vertical Angle}) = \text{Arc} + \text{Arc}$

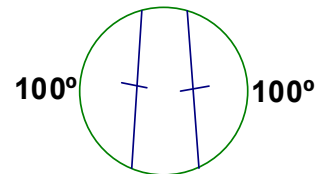
Segments: $\text{Part} \cdot \text{Part} = \text{Part} \cdot \text{Part}$



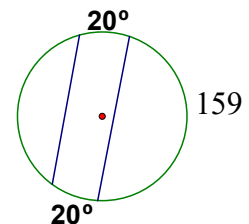
Two tangents drawn from the same point are congruent



Congruent chords intercept congruent arcs

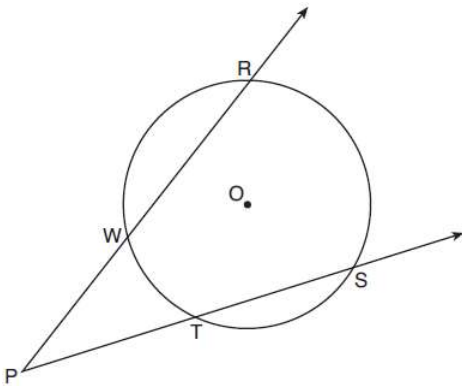


Parallel chords intercept congruent arcs

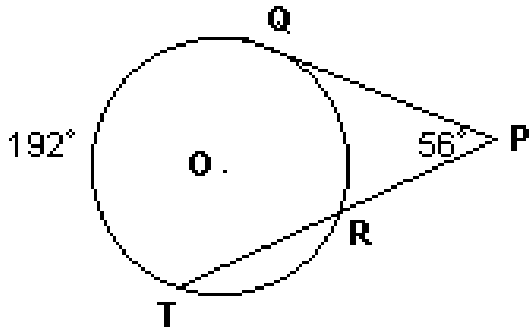


1. As shown in the diagram below, secants \overrightarrow{PWR} and \overrightarrow{PTS} are drawn to circle O from external point P .

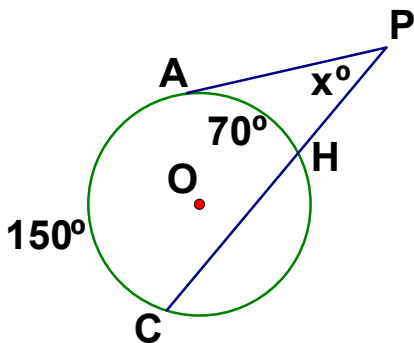
If $m\angle RPS = 35^\circ$ and $m\widehat{RS} = 121^\circ$, determine and state $m\widehat{WT}$.



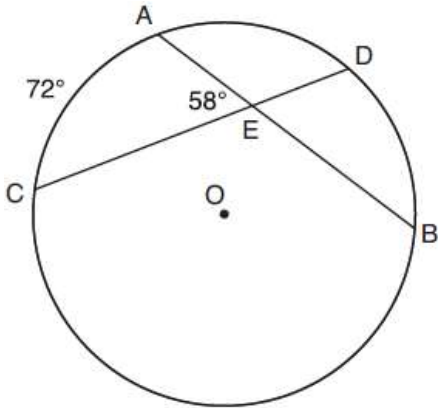
2. In the diagram of circle O , \overline{PQ} is tangent to O at Q and \overline{PRT} is a secant. If $m\angle P = 56$ and $m\widehat{QT} = 192$, find $m\widehat{QR}$.



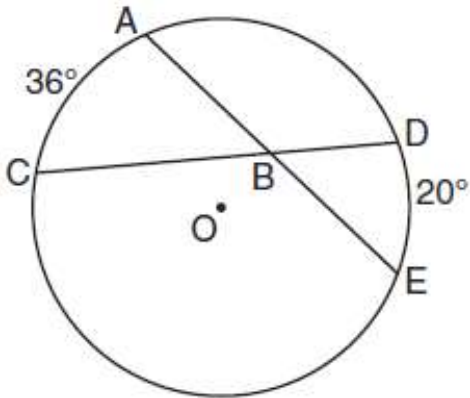
3. In Circle O , $m\widehat{AC} = 150$ and $m\widehat{AH} = 70$. Find $m\angle P$



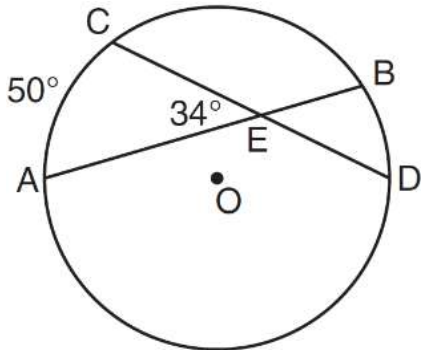
4. In the diagram below of circle O , chords \overline{AB} and \overline{CD} intersect at E . If $m\widehat{AC} = 72^\circ$ and $m\angle AEC = 58^\circ$, how many degrees are in $m\widehat{DB}$?



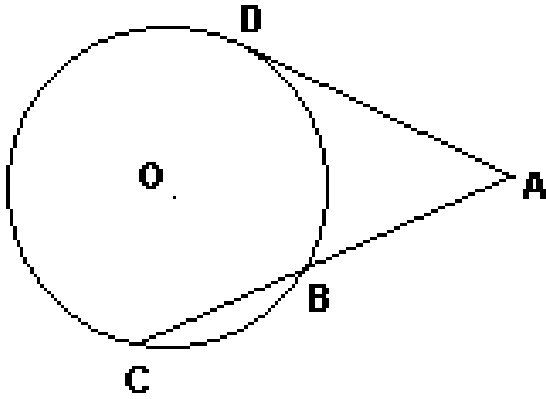
5. In the diagram below of circle O , chords \overline{AE} and \overline{DC} intersect at point B , such that $m\widehat{AC} = 36$ and $m\widehat{DE} = 20$. What is $m\angle ABC$?



6. In the diagram below of circle O , chords \overline{AB} and \overline{CD} intersect at E . If $m\angle AEC = 34$ and $m\widehat{AC} = 50$, what is $m\widehat{DB}$?

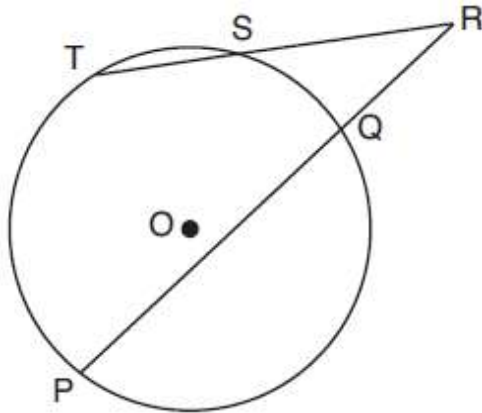


7. In the diagram, \overline{AD} is tangent to circle O at D , and \overline{CBA} is a secant. If $AD = 6$ and $AC = 9$, what is AB ?



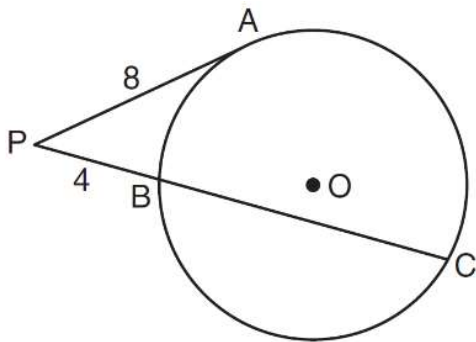
8. In the diagram below, secants \overline{RST} and \overline{RQP} , drawn from point R , intersect circle O at $S, T, Q,$ and P .

If $RS = 6$, $ST = 4$, and $RP = 15$, what is the length of \overline{RQ} ?

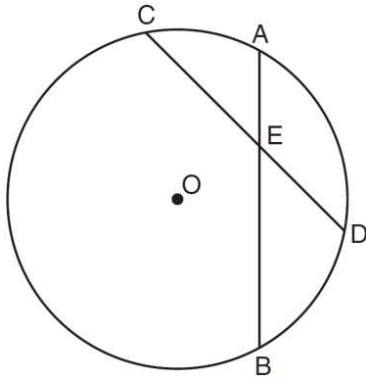


9. In the diagram below of circle O , \overline{PA} is tangent to circle O at A , and \overline{PBC} is a secant with points B and C on the circle.

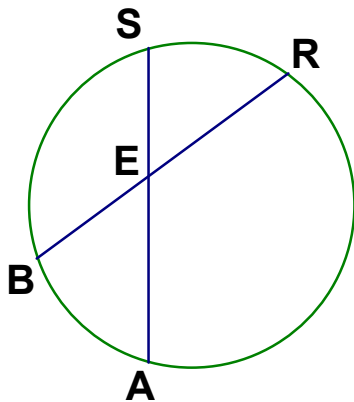
If $PA = 8$ and $PB = 4$, what is the length of \overline{BC} ?



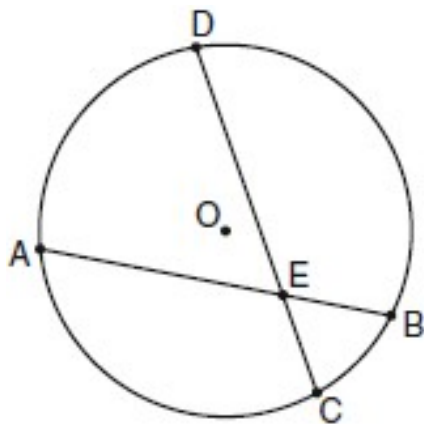
10. In the diagram below of circle O , chords \overline{AB} and \overline{CD} intersect at E . If $\overline{CE} = 10$, $\overline{ED} = 6$, and $\overline{AE} = 4$, what is the length of \overline{EB} ?



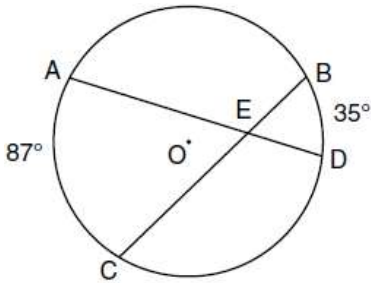
11. If $\overline{BR} = 10$, $\overline{BE} = 4$, $\overline{AE} = 8$, find \overline{ES}



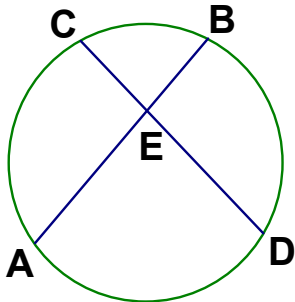
12. In the diagram of circle O below, chord \overline{AB} intersects chord \overline{CD} at E , $\overline{DE} = 2x + 8$, $\overline{EC} = 3$, $\overline{AE} = 4x - 3$, and $\overline{EB} = 4$. What is the value of x ?



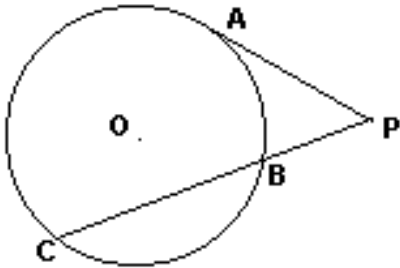
13. In the diagram below of circle O , chords \overline{AD} and \overline{BC} intersect at E , $m\widehat{AC} = 87$, and $m\widehat{BD} = 35$. What is the degree measure of $\angle CEA$?



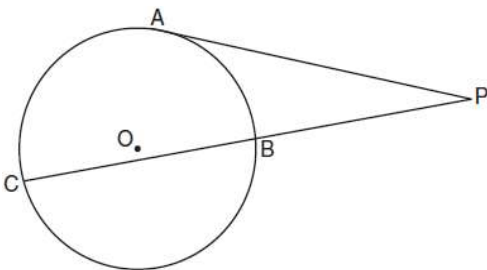
14. If $\overline{ED} = 10$, $\overline{EB} = 2$, $\overline{CE} = 4$, find \overline{AB}



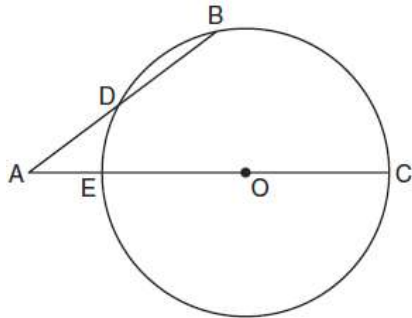
15. In the diagram, \overline{AP} is a tangent and \overline{PBC} is a secant to circle O . If $\overline{PC} = 12$ and $\overline{BC} = 9$, what is \overline{AP} ?



16. In the diagram below, tangent \overline{PA} and secant \overline{PBC} are drawn to circle O from external point P . If $\widehat{AC} = 120$ and $\widehat{AB} = 80$, find $m\angle APB$

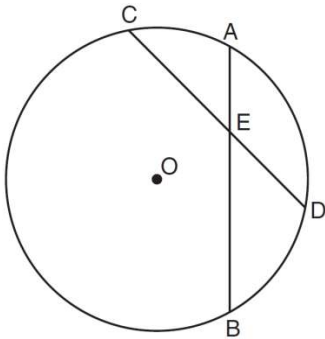


17. In the diagram below of circle O , secant \overline{AB} intersects circle O at D , secant \overline{AOC} intersects circle O at E , $AE = 4$, $AB = 12$, and $DB = 6$. What is the length of \overline{OC} ?

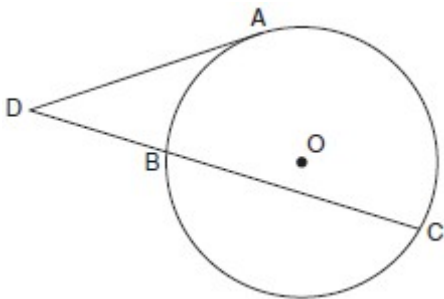


(Not drawn to scale)

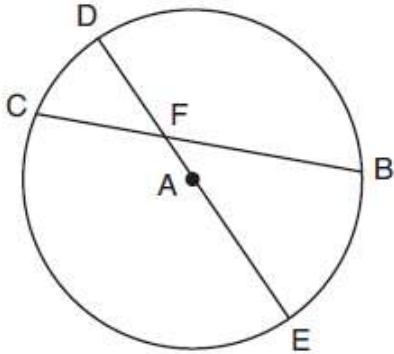
18. In the diagram below of circle O , chords \overline{AB} and \overline{CD} intersect at E . If $m\angle CEB = 110^\circ$ and $m\widehat{AC} = 50$, what is $m\widehat{DB}$?



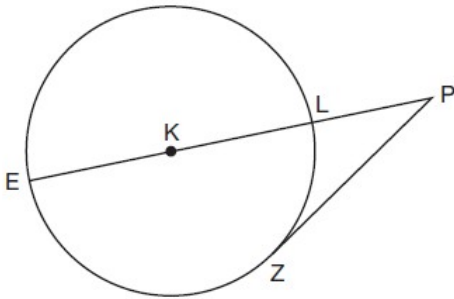
19. In the diagram below, tangent \overline{DA} and secant \overline{DBC} are drawn to circle O from external point D , such that $\widehat{AC} \cong \widehat{BC}$. If $m\widehat{BC} = 152^\circ$, determine and state $m\angle D$.



20. In circle A below, chord \overline{BC} and diameter \overline{DAE} intersect at F . If $m\widehat{CD} = 46^\circ$ and $m\widehat{DB} = 102^\circ$, what is $m\angle CFE$?



21. In the diagram below of circle K , secant \overline{PLKE} and tangent \overline{PZ} are drawn from external point P . If $m\widehat{LZ} = 56^\circ$, determine and state the degree measure of angle P .



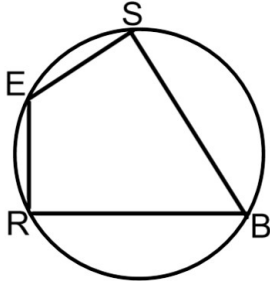
22. In circle O two secants, \overline{ABP} and \overline{CDP} , are drawn to external point P . If $m\widehat{AC} = 72^\circ$, and $m\widehat{BD} = 34^\circ$, what is the measure of $\angle P$?

23. Diameter \overline{ROQ} of circle O is extended through Q to point P , and tangent \overline{PA} is drawn. If $m\widehat{RA} = 100^\circ$, what is $m\angle P$?

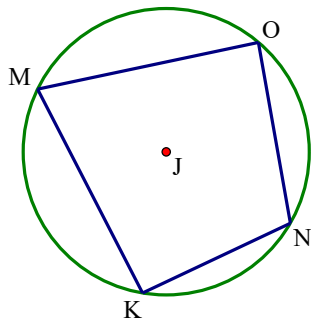


Quadrilateral Incribed In a Circle
Opposite angles are supplementary (add to 180)

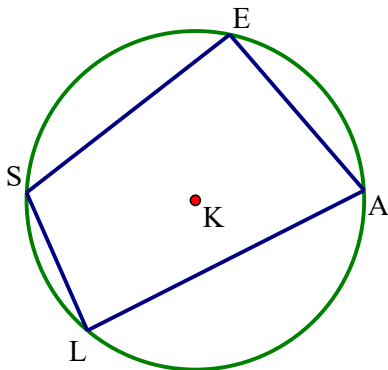
1. In the diagram below, quadrilateral $SBRE$ is inscribed in the circle. If $m\angle BRE = 91^\circ$ and $m\angle SBR = 40^\circ$, find $m\angle BSE$ and $m\angle SER$



2. In the diagram below, quadrilateral $MONK$ is inscribed in circle J , $m\angle KMO = 48^\circ$ and $m\angle MON = 80^\circ$. Find the measures of $m\angle KNO$ and $m\angle MKN$.



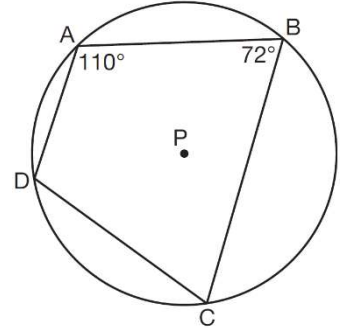
3. In the diagram below, quadrilateral $SEAL$ is inscribed in circle K , $\overline{SE} \perp \overline{EA}$ and $m\angle EAL = 68^\circ$. Find the measures of $m\angle SLA$ and $m\angle ESL$.



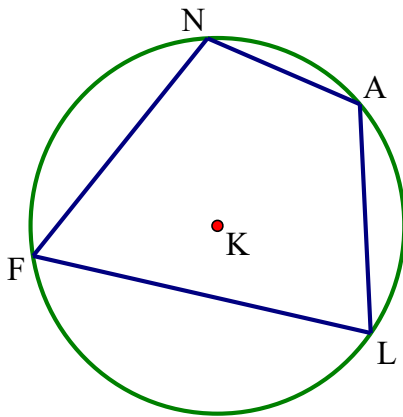
4. In the diagram below, quadrilateral $ABCD$ is inscribed in circle P .

What is $m\angle ADC$?

- 1) 70°
- 2) 72°
- 3) 108°
- 4) 110°



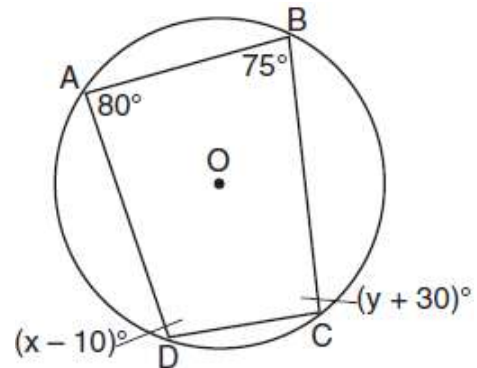
5. In the diagram below, quadrilateral $FLAN$ is inscribed in circle K , $m\angle FNA = 9x + 10$ and $m\angle FLA = 6x + 20$. Find the measures of $m\angle FLA$.



6. Quadrilateral $ABCD$ is inscribed in circle O , as shown below.

If $m\angle A = 80^\circ$, $m\angle B = 75^\circ$, $m\angle C = (y + 30)^\circ$, and $m\angle D = (x - 10)^\circ$, which statement is true?

- 1) $x = 85$ and $y = 50$
- 2) $x = 90$ and $y = 45$
- 3) $x = 110$ and $y = 75$
- 4) $x = 115$ and $y = 70$





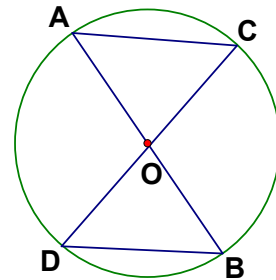
$$\text{Area of a Sector} = \frac{\theta\pi r^2}{360}$$

$\theta = \text{central angle}$, $r = \text{radius}$

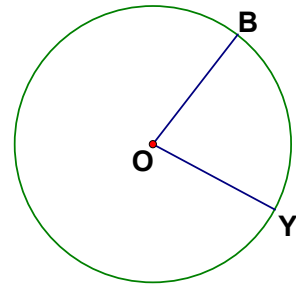
*You may need to use a linear pair (180), central angle (equal to intercepted arc), inscribed angle (half of the intercepted arc), or any other geometry concept to find the central angle and/or radius.

*You may need to subtract θ from 360 for the area of the shaded region.

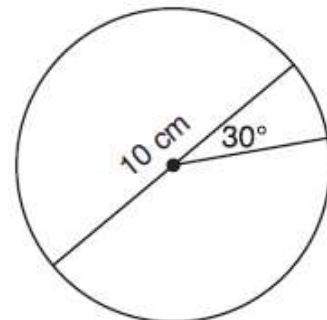
1. In circle O, $m\angle AOC = 70^\circ$ and $\overline{AO} = 2 \text{ in}$. Find the area of sector COA to the nearest tenth of a square inch.



2. In circle O, if $\angle BOY = 60^\circ$ and $\overline{BO} = 8 \text{ cm}$, find the area of sector BOY in terms of π .



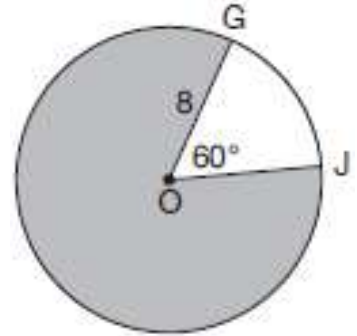
3. A circle with a diameter of 10 cm and a central angle of 30° is drawn below. What is the area, to the nearest tenth of a square centimeter, of the sector formed by the 30° angle?



4. Determine and state, in terms of π , the area of a sector that intercepts a 40° arc of a circle with a radius of 4.5.

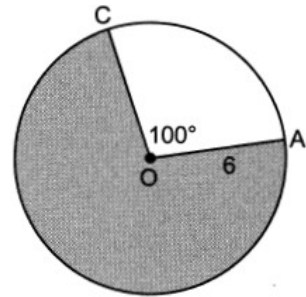
5. In the diagram below of circle O , $GO = 8$ and $m\angle GOJ = 60^\circ$. What is the area, in terms of π , of the shaded region?

- 1) $\frac{4\pi}{3}$
- 2) $\frac{20\pi}{3}$
- 3) $\frac{32\pi}{3}$
- 4) $\frac{160\pi}{3}$



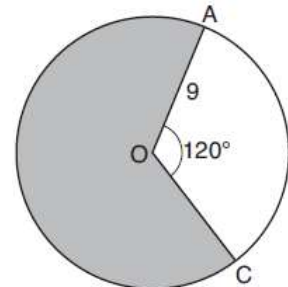
6. In circle O below, $OA = 6$, and $m\angle COA = 100^\circ$. What is the area of the shaded sector?

- | | |
|------------|----------------------|
| 1) 10π | 3) $\frac{10\pi}{3}$ |
| 2) 26π | 4) $\frac{26\pi}{3}$ |

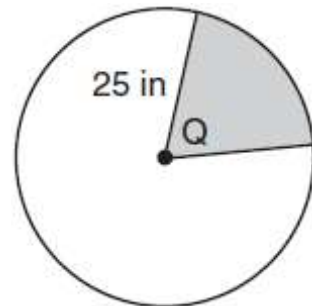


7. Circle O with a radius of 9 is drawn below. The measure of central angle AOC is 120° . What is the area of the shaded sector of circle O ?

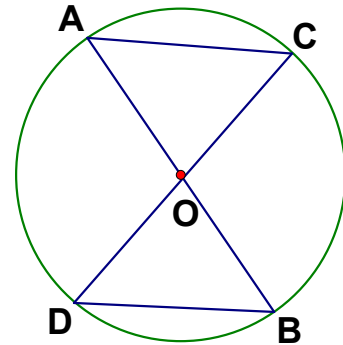
- 1) 6π
- 2) 12π
- 3) 27π
- 4) 54π



8. In the diagram below, the circle has a radius of 25 inches. The measure of angle Q is 45. Find the area of the *unshaded* sector in terms of π .



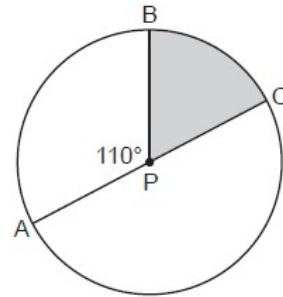
9. In circle O , $m\angle AOC = 65$ and $\overline{DO} = 6$ in. Find the area of sector COB in terms of π .



10. In circle P below, diameter \overline{AC} and radius \overline{BP} are drawn such that $m\angle APB = 110^\circ$. If $AC = 12$, what is the area of shaded sector BPC ?

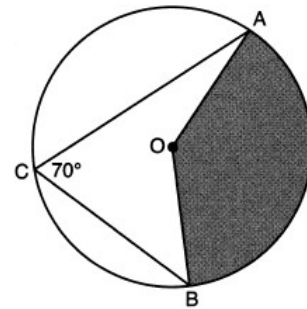
- 1) $\frac{7}{6}\pi$
- 2) 7π

- 3) 11π
- 4) 28π

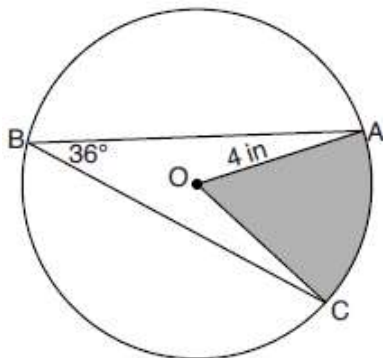


11. In the diagram below of circle O , \overline{AC} and \overline{BC} are chords, and $m\angle ACB = 70^\circ$. If $OA = 9$, the area of the shaded sector AOB is

- 1) 3.5π
- 2) 7π
- 3) 15.75π
- 4) 31.5π



12. In the diagram below of circle O , the measure of inscribed angle ABC is 36° and the length of \overline{OA} is 4 inches. Determine and state, to the nearest tenth of a square inch, the area of the shaded sector.

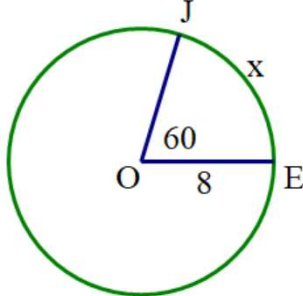




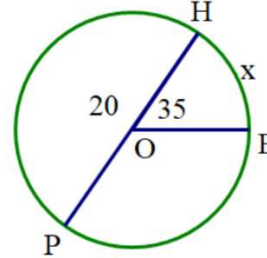
Arc Length: $L = \frac{\theta r d}{360}$, where s = arc length, θ = central angle (in radians), r = radius

Find the arc length of the following arcs rounded to the nearest tenth

1.

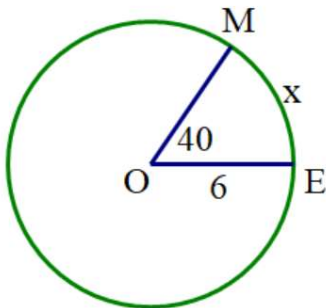


2.

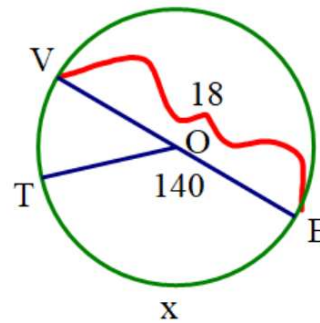


Find the arc length of the following arcs in terms of π

3.

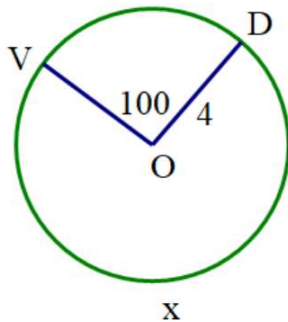


4.

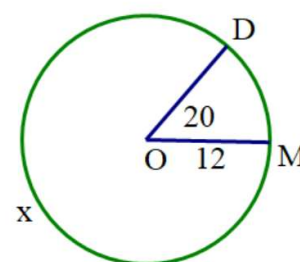


Find the arc length of the following arcs rounded to the nearest hundredth

5.

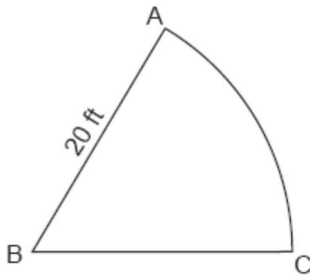


6.

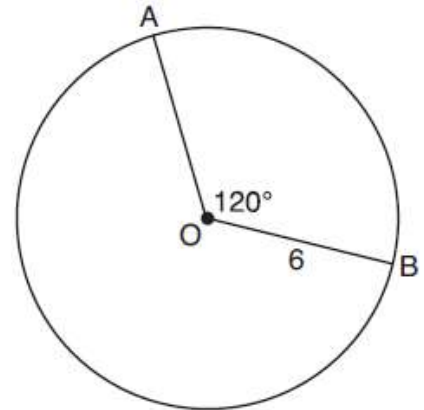


7. Find the arc length of a sector that has a radius of 4 inches and has a central angle of 45° to the nearest tenth of an inch.

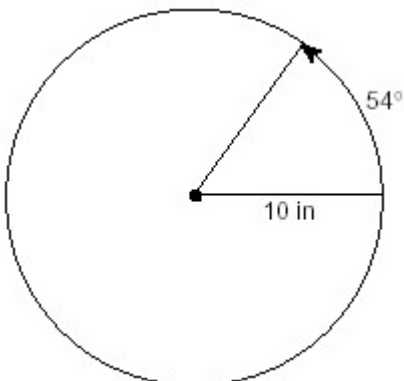
8. A sprinkler system is set up to water the sector shown in the accompanying diagram, with angle ABC measuring 57° and radius $AB=20$ feet. What is the length of arc AC , to the nearest tenth of a foot?



9. The diagram below shows circle O with radii \overline{OA} and \overline{OB} . The measure of angle AOB is 120° , and the length of a radius is 6 inches. Find the length of arc AB , to the nearest inch.



10. A ball is rolling in a circular path that has a radius of 10 inches, as shown in the accompanying diagram. What distance has the ball rolled when the subtended arc is 54° ? Express your answer to the nearest hundredth of an inch.





Geometry with Algebra
Substitute into appropriate formula
Solve the equation
OR
USE EQUATION SOLVER (Math, Up)
E1: Left Hand Side, E2: Right Hand Side
Graph, 10, Graph

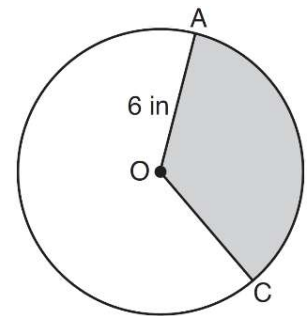
Volume	Triangle Area	Circle Sectors
Rectangular prism: $V = lwh$	$A = \frac{1}{2} ab \sin C$	$A = \frac{\theta \pi r^2}{360}$ $L = \frac{\theta \pi d}{360}$
Triangular prism: $V = \frac{1}{2} lwh$		
Pyramid: $V = \frac{1}{3} lwh$		
Cylinder: $V = \pi r^2 h$		
Cone: $V = \frac{1}{3} \pi r^2 h$		
Sphere: $V = \frac{4}{3} \pi r^3$		

1. A right circular cylinder has a volume of 1,000 cubic inches and a height of 8 inches. What is the radius of the cylinder to the *nearest tenth of an inch*?

- 1) 6.3
- 2) 11.2
- 3) 19.8
- 4) 39.8

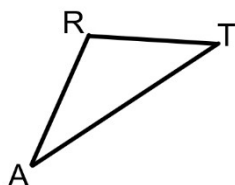
2. In the diagram below of $\text{circle } O$, the area of the shaded sector AOC is $12\pi \text{ in}^2$ and the length of \overline{OA} is 6 inches. Determine and state $m\angle AOC$.

- 1) 60
- 2) 120
- 3) 45
- 4) 145



3. The area of $\triangle ART$ is 48 square inches. If $\overline{AR} = 12$ and $\angle TAR = 26$, find \overline{AT} to the nearest tenth of an inch.

- 1) 17.4
- 2) 18.2
- 3) 21.7
- 4) 24.9



4. The arc length of a sector of a circle is 12.8 and the central angle is 40. Find the radius to the nearest tenth.

- 1) 36.7
- 2) 73.4
- 3) 46.1
- 4) 83.2

5. The volume of a cylinder is $12,566.4 \text{ cm}^3$. The height of the cylinder is 8 cm. Find the radius of the cylinder to the *nearest tenth of a centimeter*.

- 1) 12.3
- 2) 22.4
- 3) 7.9
- 4) 501.8

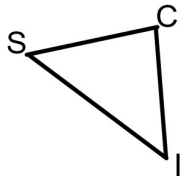
6. The area of a sector of a circle with a radius measuring 15 cm is $75\pi \text{ cm}^2$. What is the measure of the central angle that forms the sector?

- 1) 72°
- 2) 120°
- 3) 144°
- 4) 180°

7. The Parkside Packing Company needs a rectangular shipping box. The box must have a length of 11 inches and a width of 8 inches. Find, to the *nearest tenth of an inch*, the height of the box such that the volume is 800 cubic inches.

- 1) 9.1
- 2) 14.7
- 3) 42.1
- 4) 7.9

8. The area of $\triangle SCI$ is 124 square centimeters. If $\overline{SC} = 25$ and $\angle CSI = 51$, find \overline{SI} to the nearest tenth of a centimeter.



- 1) 22.5
- 2) 20.1
- 3) 13.6
- 4) 12.8

9. The volume of a sphere is approximately 44.6022 cubic centimeters. What is the radius of the sphere, to the *nearest tenth of a centimeter*?

- 1) 2.2
- 2) 3.3
- 3) 4.4
- 4) 4.7

10. What is the measure of a central angle whose arc length is 6 meters and whose radius measures 8 meters?

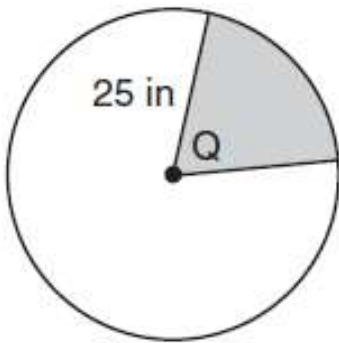
- 1) 43.0
- 2) 21.5
- 3) 47.2
- 4) 37.5

11. Find the radius of a sphere with a volume of 576π cubic inches. Find the answer to the nearest tenth of an inch.

- 1) 4.9
- 2) 15.1
- 3) 9.2
- 4) 7.6

12. In the diagram below, the circle has a radius of 25 inches. The area of the *unshaded* sector is $500\pi \text{ in}^2$.

Determine and state the degree measure of angle Q , the central angle of the shaded sector.





Solving Quadratic Equations

- 1) Bring everything to one side
- 2) Factor
 - a. First sign comes down
 - b. Multiply signs for the second sign
 - c. Find two numbers that multiply to the last number and add/subtract to the middle number ($Y = \#/X$, 2nd Table)
- 3) Set each factor equal to zero

Factor the following trinomials

1. $x^2 + 4x - 12$

2. $x^2 + 3x + 2$

3. $x^2 - 8x + 15$

4. $x^2 - 8x - 20$

5. $x^2 + 5x - 14$

6. $x^2 + x - 12$

7. $x^2 - 3x - 10$

8. $x^2 - 7x + 12$

9. $x^2 - 9x + 20$

10. $x^2 - 9x - 36$

Solve the following equations for x:

11. $x^2 - 5x = 6$

12. $x^2 + 4x = 45$

13. $x^2 = 3x + 18$

14. $x^2 = 8x + 33$

15. $x^2 - 7x = 3x - 16$


16. $x^2 + 5x = 8x + 10$

17. $x(x - 2) = 3(x + 8)$

18. $x(x + 7) = 3(x + 7)$

19. $(x - 2)(x + 3) = 3x + 2$

20. $(x + 3)(x + 3) = 36$



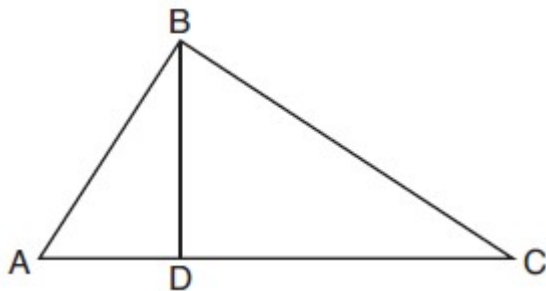
Geometry with Quadratic Equations

Substitute into appropriate rule/proportion

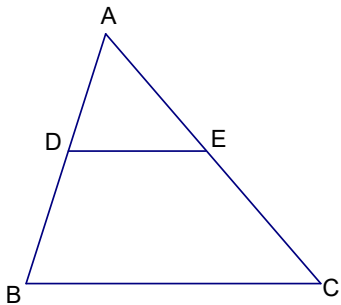
If Mr. x^2 turns up:

Algebraically	Calculator Trick
-Bring everything to one side -Factor -Set each factor equal to zero *Reject the negative answer	USE EQUATION SOLVER! Math, Up E1: Left Hand Side, E2: Right Hand Side Graph, 10, Graph

1. In the diagram below of right triangle ABC , altitude \overline{BD} is drawn to hypotenuse \overline{AC} . If $BD = 4$, $AD = x - 6$, and $CD = x$, what is the length of \overline{CD} ?

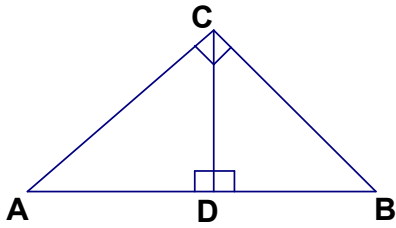


2. In triangle ABC , $\overline{DE} \parallel \overline{BC}$. If $\overline{AD} = 2$, $\overline{DB} = x + 1$, $\overline{AE} = x$, and $\overline{EC} = x + 6$, find \overline{AE} .

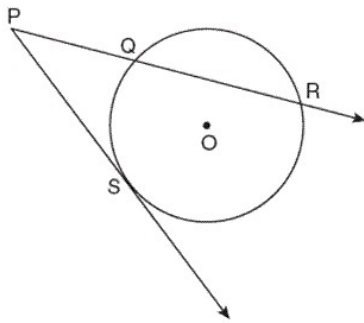


3. $\triangle HAI \sim \triangle CRE$. If $\overline{HA} = x$, $\overline{CR} = 6$, $\overline{HI} = 8$, and $\overline{CE} = x + 8$, determine and state the length of \overline{CE} .

4. Altitude \overline{CD} is drawn to right triangle ABC . If $\overline{AC} = 8$, $\overline{AB} = x$, and $\overline{AD} = x - 12$. Find the measure of \overline{AD} .

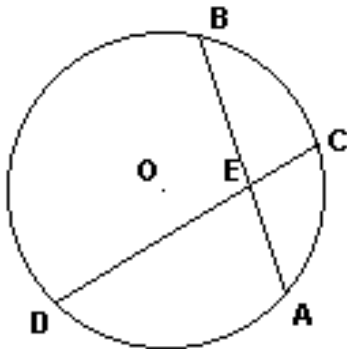


5. In the diagram below, \overline{PS} is a tangent to circle O at point S , \overline{PR} is a secant, $PS = x$, $PQ = 3$, and $PR = x + 18$. What is the length of \overline{PS} ?



(Not drawn to scale)

6. In the diagram of circle O , chords \overline{BA} and \overline{CD} intersect at E . $AE = 2$, $EB = x + 3$, $CE = x + 1$, and $ED = x$. Find ED .





Reducing Radicals

-Separate into two radicals (perfect squares and non perfect squares). Find the largest perfect square that divides in

-Take the square root of the perfect square. Bring the non-perfect square down

Perfect Squares

1

4

9

16

25

36

49

64

81

100

1. $\sqrt{45}$

2. $\sqrt{50}$

3. $\sqrt{162}$

4. $\sqrt{32}$

5. $\sqrt{48}$

6. $\sqrt{75}$

7. $\sqrt{48}$


8. $\sqrt{200}$

9. $\sqrt{98}$

10. $\sqrt{125}$

11. $\sqrt{147}$

12. $\sqrt{192}$



Geometry with Reducing Radicals

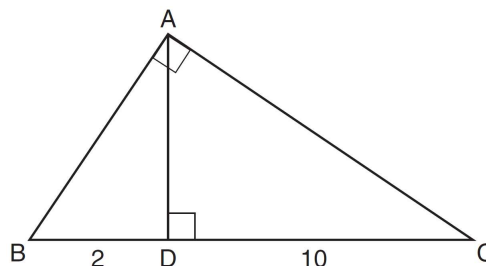
Apply the appropriate rule

Algebraically	Calculator Trick (MC Only)
1) Separate into two radicals and find the largest perfect square that goes into it ($Y = \#/X$, 2 nd Table) 2) Take the square root of the perfect square. Keep the non perfect square in the radical.	-Type the radical into the calculator -Type each answer into the calculator -See what matches up

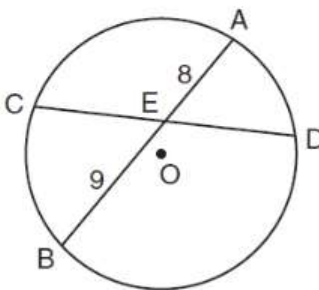
1. Triangle ABC shown below is a right triangle with altitude \overline{AD} drawn to the hypotenuse \overline{BC} .

If $BD = 2$ and $DC = 10$, what is the length of \overline{AB} ?

- 1) $2\sqrt{2}$
- 2) $2\sqrt{5}$
- 3) $2\sqrt{6}$
- 4) $2\sqrt{30}$



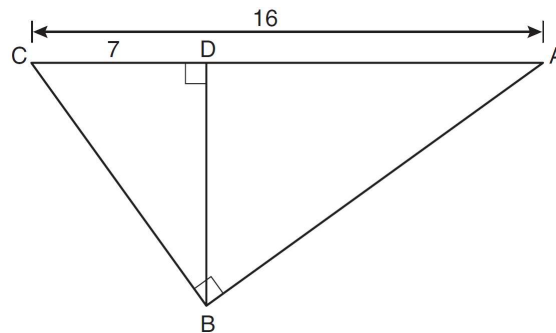
2. In the diagram below of circle O , chord \overline{AB} bisects chord \overline{CD} at E . If $AE = 8$ and $BE = 9$, find the length of \overline{CE} in simplest radical form.



3. In the diagram below of right triangle ABC , altitude \overline{BD} is drawn to hypotenuse \overline{AC} , $AC = 16$, and $CD = 7$.

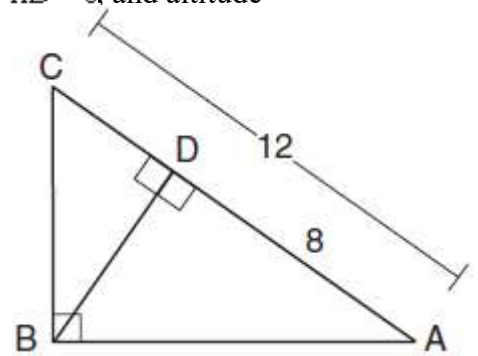
What is the length of \overline{BD} ?

- 1) $3\sqrt{7}$
- 2) $4\sqrt{7}$
- 3) $7\sqrt{3}$
- 4) 12



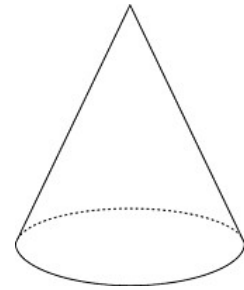
4. In the diagram below of $\triangle ABC$, $\angle ABC$ is a right angle, $AC = 12$, $AD = 8$, and altitude \overline{BD} is drawn.

What is the length of \overline{BC} ?

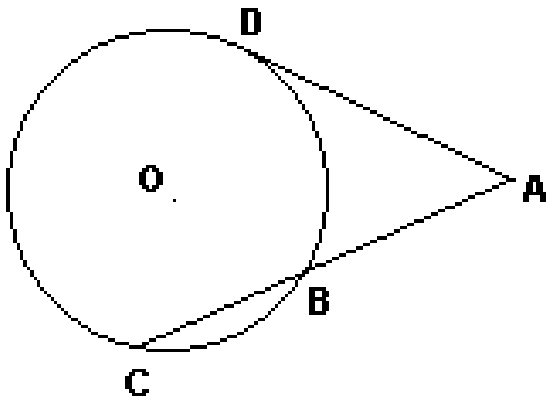


5. A cone has a base with a diameter of 4 and a slant height of 4. Its height can be represented by

- 1) $2\sqrt{3}$
- 2) $4\sqrt{3}$
- 3) $6\sqrt{2}$
- 4) $4\sqrt{2}$



6. In the diagram, \overline{AD} is tangent to circle O at D , and \overline{CBA} is a secant. If $\overline{AB} = 4$ and $\overline{BC} = 8$, find AD in simplest radical form.





Parallelogram Properties

A rectangle and rhombus have all of the properties of the parallelogram.

A square has all of the properties of the parallelogram, rectangle, and rhombus.

A rectangle is a parallelogram with one of the two rectangle proves

A rhombus is a parallelogram with one of the three rhombus proves

To prove a square, it is a parallelogram with one of the two rectangle proves and one of the three rhombus proves.

A trapezoid has one pair of opposite sides parallel.

An isosceles trapezoid is a trapezoid that has congruent legs, congruent diagonals, and congruent base angles

1. A quadrilateral whose diagonals bisect each other and are perpendicular is a

- 1) rhombus
- 2) rectangle
- 3) trapezoid
- 4) parallelogram

2. If the diagonals of a quadrilateral do *not* bisect each other, then the quadrilateral could be a

- 1) rectangle
- 2) rhombus
- 3) square
- 4) trapezoid

3. A quadrilateral whose diagonals are always congruent and perpendicular to each other must be a

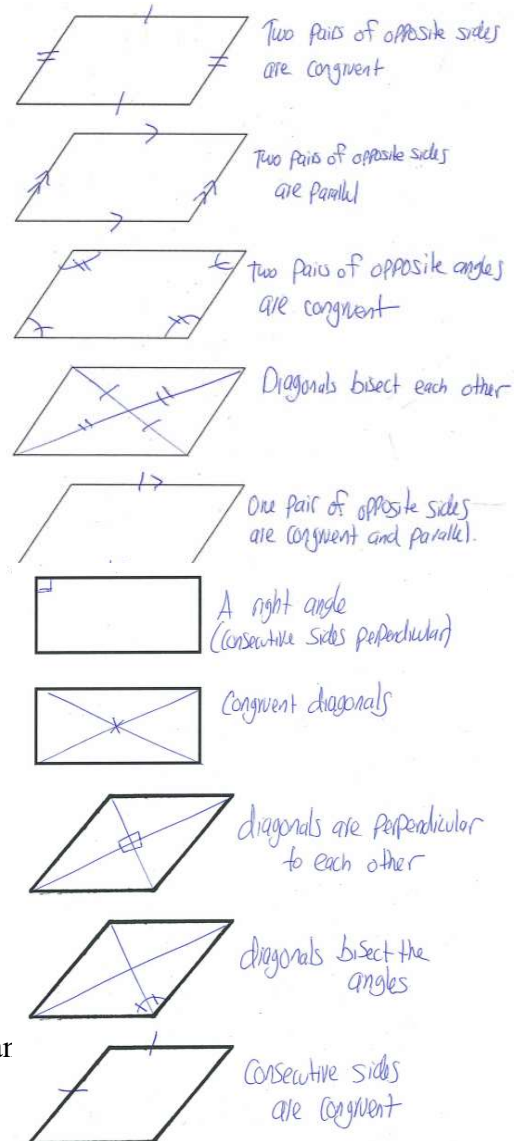
- 1) rectangle
- 2) rhombus
- 3) square
- 4) trapezoid

4. Which quadrilateral has diagonals that always bisect its angles and also bisect each other?

- 1) rhombus
- 2) rectangle
- 3) parallelogram
- 4) isosceles trapezoid

5. Which quadrilateral has diagonals that always are congruent and perpendicular to each other?

- 1) isosceles trapezoid
- 2) rectangle
- 3) rhombus
- 4) parallelogram



6. The diagonals of a quadrilateral are congruent but do not bisect each other. This quadrilateral is

- 1) an isosceles trapezoid
- 2) a parallelogram
- 3) a rectangle
- 4) a rhombus

7. Given three distinct quadrilaterals, a square, a rectangle, and a rhombus, which quadrilaterals must have perpendicular diagonals?

- 1) the rhombus, only
- 2) the rectangle and the square
- 3) the rhombus and the square
- 4) the rectangle, the rhombus, and the square

8. A parallelogram must be a rhombus when its

- 1) Diagonals are congruent.
- 2) Opposite sides are parallel.
- 3) Diagonals are perpendicular.
- 4) Opposite angles are congruent.

9. A parallelogram must be a rectangle when its

- 1) diagonals are perpendicular
- 2) diagonals are congruent
- 3) opposite sides are parallel
- 4) opposite sides are congruent

10. A rectangle must be a square when its

- 1) angles are right angles
- 2) diagonals are congruent
- 3) diagonals are perpendicular to each other
- 4) opposite sides are parallel

11. A rhombus must be a square when its

- 1) consecutive sides are congruent
- 2) diagonals are congruent
- 3) opposite angles are congruent
- 4) diagonals are perpendicular to each other

12. A parallelogram must be a rectangle when its

- 1) consecutive sides are congruent
- 2) opposite angles are congruent
- 3) angles are right angles
- 4) opposite sides are parallel

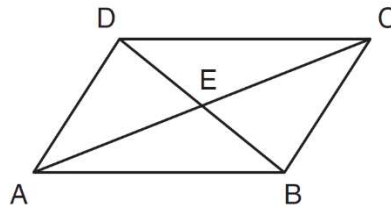
13. Which of the following properties does not make a parallelogram a rhombus?

- 1) diagonals bisect the angles
- 2) diagonals are perpendicular to each other
- 3) opposite angles are congruent
- 4) consecutive sides are congruent

14. Which of the following properties does not make a rhombus a square?

- 1) Diagonals are congruent
- 2) Diagonals are perpendicular to each other
- 3) Angles are right angles
- 4) Consecutive angles are congruent

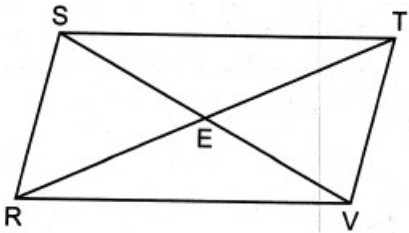
15. In the diagram below, parallelogram $ABCD$ has diagonals \overline{AC} and \overline{BD} that intersect at point E .



Which expression is *not* always true?

- 1) $\angle DAE \cong \angle BCE$
- 2) $\angle DEC \cong \angle BEA$
- 3) $\overline{AC} \cong \overline{DB}$
- 4) $\overline{DE} \cong \overline{EB}$

16. In the diagram below of parallelogram $RSTV$, diagonals \overline{SV} and \overline{RT} intersect at E .



Which statement is always true?

- 1) $\overline{SR} \cong \overline{RV}$
- 2) $\overline{RT} \cong \overline{SV}$
- 3) $\overline{SE} \cong \overline{RE}$
- 4) $\overline{RE} \cong \overline{TE}$

17. If $ABCD$ is a parallelogram, which statement would prove that $ABCD$ is a rhombus?

- 1) $\overline{ABC} \cong \overline{CDA}$
- 2) $\overline{AC} \cong \overline{BD}$
- 3) $\overline{AC} \perp \overline{BD}$
- 4) $\overline{AB} \perp \overline{CD}$

18. If $ABCD$ is a parallelogram, which statement would prove that $ABCD$ is a rectangle?

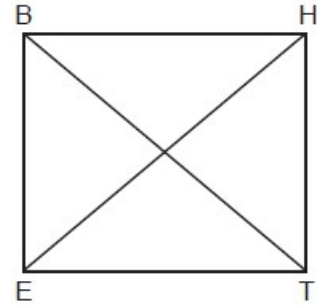
- 1) $\overline{ABC} \cong \overline{CDA}$
- 2) $\overline{AC} \cong \overline{BD}$
- 3) $\overline{AC} \perp \overline{BD}$
- 4) $\overline{AB} \perp \overline{CD}$

19. In rectangle $ABCD$, diagonals \overline{AC} and \overline{BD} intersect at E . Which statement does *not* prove rectangle $ABCD$ is a square?

- 1) $\overline{AC} \cong \overline{DB}$
- 2) $\overline{AB} \cong \overline{BC}$
- 3) $\overline{AC} \perp \overline{DB}$
- 4) \overline{AC} bisects $\angle DCB$

20. Parallelogram $BETH$, with diagonals \overline{BT} and \overline{HE} , is drawn below. What additional information is sufficient to prove that $BETH$ is a rectangle?

- 1) $\overline{BT} \perp \overline{HE}$
- 2) $\overline{BE} \parallel \overline{HT}$
- 3) $\overline{BT} \cong \overline{HE}$
- 4) $\overline{BE} \cong \overline{ET}$



21. Parallelogram $EATK$ has diagonals \overline{ET} and \overline{AK} . Which information is always sufficient to prove $EATK$ is a rhombus?

- 1) $\overline{EA} \perp \overline{AT}$
- 2) $\overline{EA} \cong \overline{AT}$
- 3) $\overline{ET} \cong \overline{AK}$
- 4) $\overline{ET} \cong \overline{AT}$

22. Which congruence statement is sufficient to prove parallelogram $MARK$ is a rhombus?

- 1) $\overline{MA} \cong \overline{MK}$
- 2) $\overline{MA} \cong \overline{KR}$
- 3) $\angle K \cong \angle A$
- 4) $\angle R \cong \angle A$

23. If $ABCD$ is a parallelogram, which additional information is sufficient to prove that $ABCD$ is a rectangle?

- | | |
|--|--|
| 1) $\overline{AB} \cong \overline{BC}$ | 3) $\overline{AC} \cong \overline{BD}$ |
| 2) $\overline{AB} \parallel \overline{CD}$ | 4) $\overline{AC} \perp \overline{BD}$ |

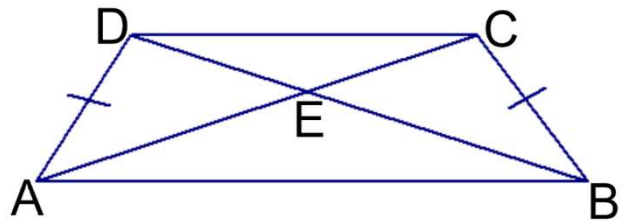
24. In quadrilateral $TOWN$, $\overline{OW} \cong \overline{TN}$ and $\overline{OT} \cong \overline{WN}$. Which additional piece of information is sufficient to prove quadrilateral $TOWN$ is a rhombus?

- 1) $\overline{ON} \perp \overline{TW}$
- 2) $\overline{TO} \perp \overline{OW}$
- 3) $\overline{OW} \parallel \overline{TN}$
- 4) \overline{ON} and \overline{TW} bisect each other

26. In the diagram below, isosceles trapezoid $ABCD$ has diagonals \overline{AC} and \overline{BD} that intersect at point E .

Which expression is *not* always true?

- 1) $\overline{AC} \cong \overline{DB}$
- 2) $\overline{DC} \parallel \overline{AB}$
- 3) $\overline{DE} \cong \overline{AE}$
- 4) $\overline{AD} \cong \overline{CB}$



27. Which statement would prove rectangle $CAMI$ is a square?

- | | |
|--|--|
| 1) $\overline{CA} \cong \overline{AM}$ | 3) $\overline{CA} \cong \overline{MI}$ |
| 2) $\overline{CM} \cong \overline{AI}$ | 4) $\overline{MA} \perp \overline{AC}$ |

28. Which statement would prove parallelogram $MARK$ is a rectangle?

- | | |
|--|--|
| 1) $\overline{MA} \cong \overline{MK}$ | 3) $\overline{MR} \perp \overline{AK}$ |
| 2) $\overline{MA} \cong \overline{RK}$ | 4) $\overline{MA} \perp \overline{AK}$ |

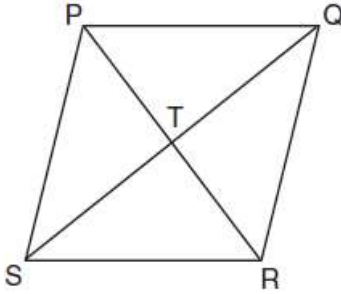


Perimeter of a Rhombus

Diagonals bisect each other and are perpendicular.

- 1) Cut the diagonals in half to get sides of the right triangle.
- 2) Use Pythagorean Theorem to find the side of the rhombus
- 3) Multiply the side by 4 to find the perimeter of the rhombus

1. In the diagram of rhombus $PQRS$ below, the diagonals \overline{PR} and \overline{QS} intersect at point T , $PR = 16$, and $QS = 30$. Determine and state the perimeter of $PQRS$.



2. A rhombus has diagonals that measure 6 and 8. Find the perimeter of the rhombus.

3. A rhombus has diagonals that measure 10 and 24. Find the perimeter of the rhombus.

4. In parallelogram $LYSA$, $\overline{LY} \cong \overline{YS}$. If $\overline{LS} = 14$ and $\overline{YA} = 48$, find the perimeter of $LYSA$.

5. In parallelogram $MILO$, \overline{ML} bisects $\angle IMO$. If $\overline{ML} = 20$ and $\overline{IO} = 48$, find the perimeter of $MILO$.

6. In parallelogram $ABCD$ with $\overline{AC} \perp \overline{BD}$, $AC = 12$ and $BD = 16$. What is the perimeter of $ABCD$?



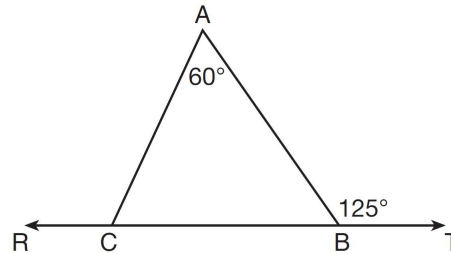
Triangles/Parallel Lines Cut By a Transversal/Angles of Parallelograms

- 1) The three angles of a triangle add to equal 180° . **Look for triangles.**
*The four angles of a quadrilateral add to 360° .
- 2) Linear pairs add to 180° . **Look for linear pairs.**
- 3) Vertical angles are congruent. Look for an X (intersecting lines).
- 4) **Given congruent sides:** Isosceles triangle has congruent angles opposite congruent sides.
- 5) **Given equilateral triangle:** Equilateral triangle has angles $60, 60, 60$.
- 6) **Given angle bisector:** An angle bisector cuts an angle into two congruent halves.
- 7) **Given parallel:** Extend parallel lines and transversal. Follow the transversal and fill in all 8 angles. If angles are the same (both acute or both obtuse), the angles are congruent. If the angles are different (one acute and one obtuse), the angles are supplementary (add to 180).
- 8) **Given parallelogram:** Opposite angles are congruent and consecutive angles are supplementary (add to 180)

1. In the diagram below, $\overleftrightarrow{RCBT}$ and $\triangle ABC$ are shown with $m\angle A = 60$ and $m\angle ABT = 125$.

What is $m\angle ACR$?

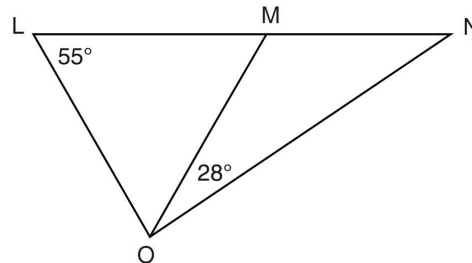
- 1) 125
- 2) 115
- 3) 65
- 4) 55



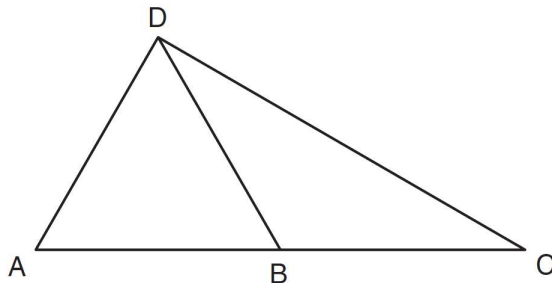
2. In the diagram below, $\triangle LMO$ is isosceles with $LO = MO$.

If $m\angle L = 55$ and $m\angle NOM = 28$, what is $m\angle N$?

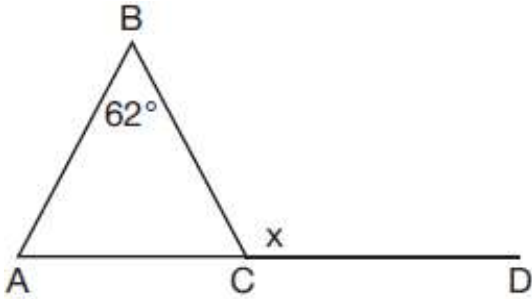
- 1) 27
- 2) 28
- 3) 42
- 4) 70



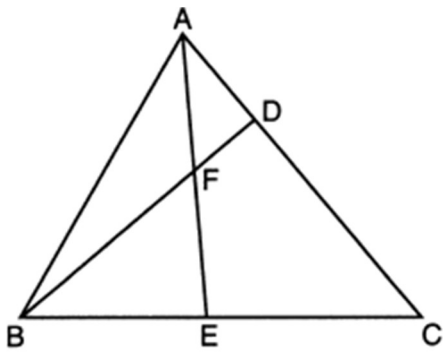
3. In the diagram below of $\triangle ACD$, B is a point on \overline{AC} such that $\triangle ADB$ is an equilateral triangle, and $\triangle DBC$ is an isosceles triangle with $\overline{DB} \cong \overline{BC}$. Find $m\angle C$.



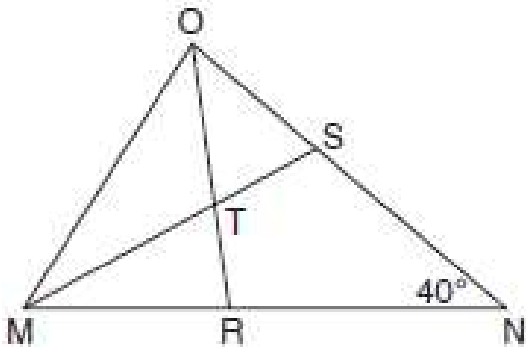
4. Given $\triangle ABC$ with $m\angle B = 62^\circ$ and side \overline{AC} extended to D , as shown below. Which value of x makes $\overline{AB} \cong \overline{CB}$?



5. In the diagram of $\triangle ABC$ below, \overline{AE} bisects angle BAC , and altitude \overline{BD} is drawn. If $m\angle C = 50^\circ$ and $m\angle ABC = 60^\circ$, what is $m\angle FEB$?



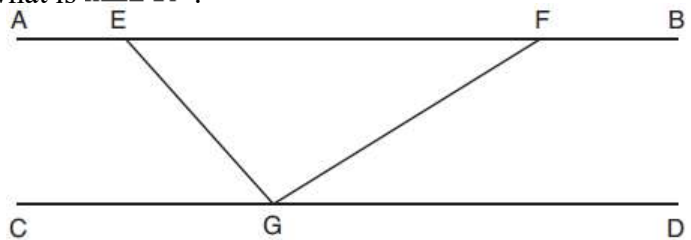
6. In the diagram below of triangle MNO , $\angle M$ and $\angle O$ are bisected by \overline{MS} and \overline{OR} , respectively. Segments MS and OR intersect at T , and $m\angle N = 40^\circ$. If $m\angle TMR = 28^\circ$, what is the measure of angle OTS ?



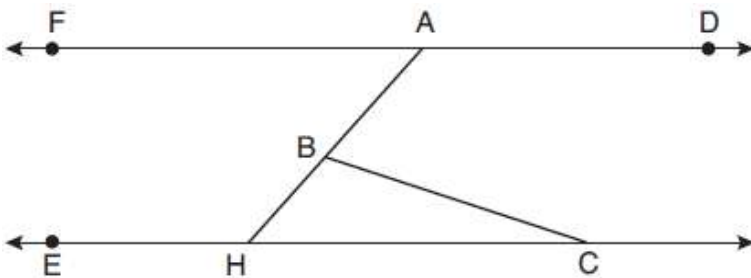
7. In the diagram below, $\overline{AEFB} \parallel \overline{CGD}$, and \overline{GE} and \overline{GF} are drawn.

If $m\angle FGD = 32$ and $m\angle AEG = 137$, what is $m\angle EGF$?

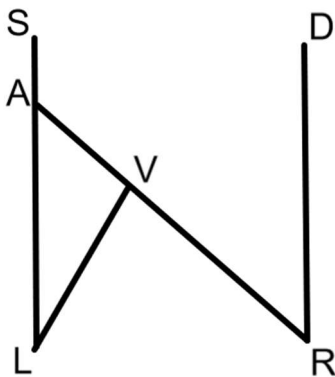
- 1) 11°
- 2) 43°
- 3) 75°
- 4) 105°



8. In the diagram below, $\overline{FAD} \parallel \overline{EHC}$, and \overline{ABH} and \overline{BC} are drawn. If $m\angle FAB = 48^\circ$ and $m\angle ECB = 18^\circ$, what is $m\angle ABC$?



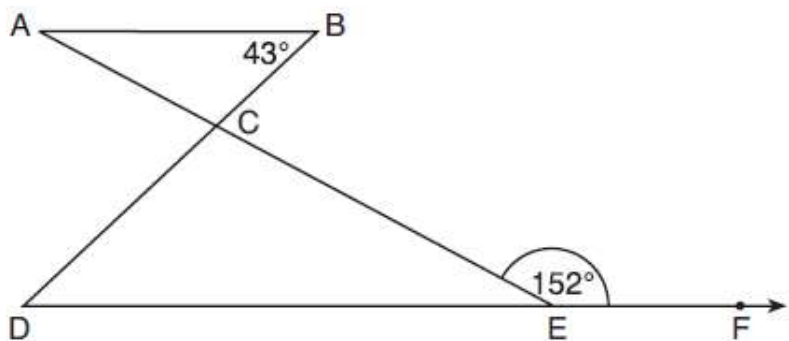
9. In the diagram below, $SL \parallel DR$, $m\angle DRA = 40$, and $m\angle LVR = 85$. Find $m\angle ALV$.



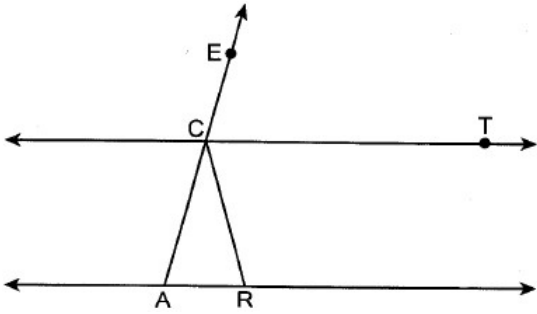
10. In the diagram below, $\overline{AB} \parallel \overline{DEF}$, \overline{AE} and \overline{BD} intersect at C , $m\angle B = 43^\circ$, and $m\angle CEF = 152^\circ$.

Which statement is true?

- 1) $m\angle D = 28^\circ$
- 2) $m\angle A = 43^\circ$
- 3) $m\angle ACD = 71^\circ$
- 4) $m\angle BCE = 109^\circ$

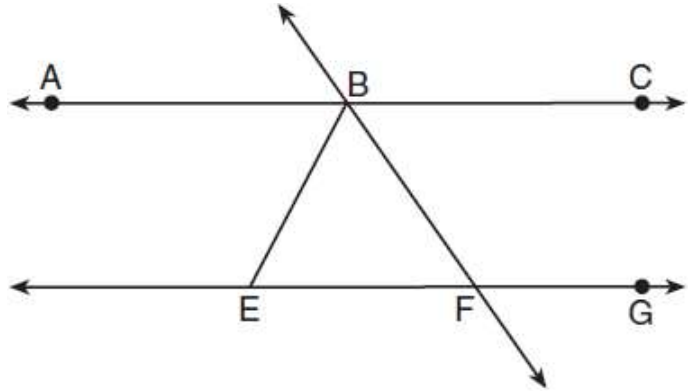


11. In the diagram below, $\overleftrightarrow{CT} \parallel \overleftrightarrow{AR}$, and \overline{ACE} and \overline{RC} are drawn such that $\overline{AC} \cong \overline{RC}$. If $m\angle ECT = 75^\circ$, what is $m\angle ACR$?

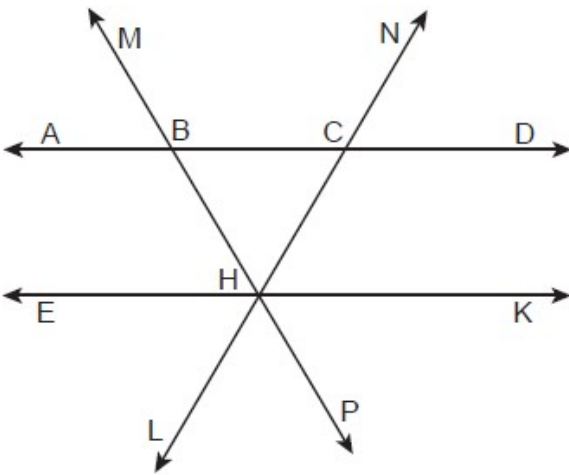


12. As shown in the diagram below, $\overleftrightarrow{ABC} \parallel \overleftrightarrow{EFG}$ and $\overline{BF} \cong \overline{EF}$.
If $m\angle CBF = 42.5^\circ$, then $m\angle EBF$ is

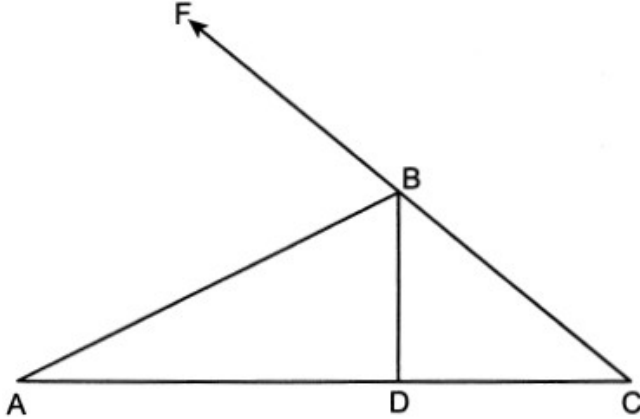
- 1) 42.5°
- 2) 68.75°
- 3) 95°
- 4) 137.5°



13. In the diagram below, $\overleftrightarrow{ABCD} \parallel \overleftrightarrow{EHK}$, and \overline{MBHP} and \overline{NCHL} are drawn such that $\overline{BC} \cong \overline{BH}$. If $m\angle NCD = 62^\circ$, what is $m\angle PHK$?

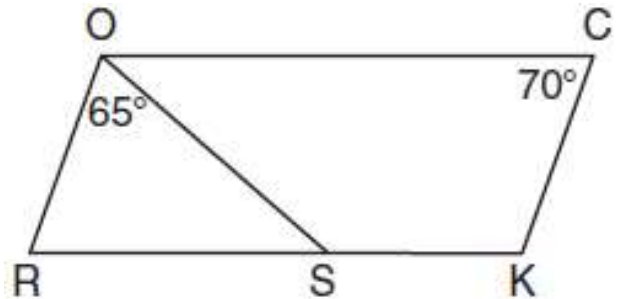


14. In the diagram below of $\triangle ABC$, \overrightarrow{CBF} is drawn, \overline{AB} bisects $\angle FBD$, and $\overline{BD} \perp \overline{AC}$. If $m\angle C = 42^\circ$ what is $m\angle A$?



15. In the diagram below of parallelogram $ROCK$, $m\angle C$ is 70° and $m\angle ROS$ is 65° . What is $m\angle KSO$?

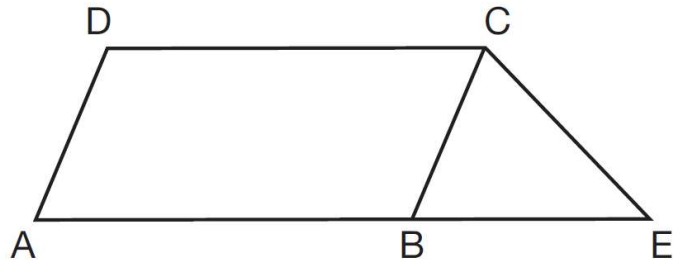
- 1) 45°
- 2) 110°
- 3) 115°
- 4) 135°



16. In the diagram below, $ABCD$ is a parallelogram, \overline{AB} is extended through B to E , and \overline{CE} is drawn.

If $\overline{CE} \cong \overline{BE}$ and $m\angle D = 112^\circ$, what is $m\angle E$?

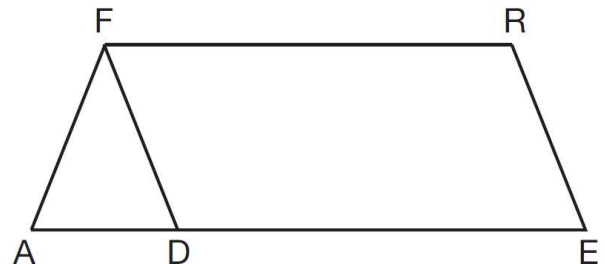
- 1) 44°
- 2) 56°
- 3) 68°
- 4) 112°



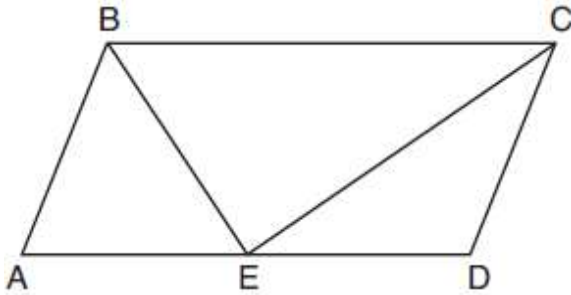
17. In the diagram of parallelogram $FRED$ shown below, \overline{ED} is extended to A , and \overline{AF} is drawn such that $\overline{AF} \cong \overline{DF}$.

If $m\angle R = 124^\circ$, what is $m\angle AFD$?

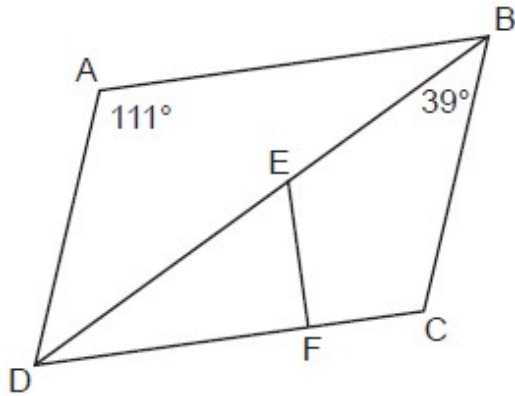
- 1) 124°
- 2) 112°
- 3) 68°
- 4) 56°



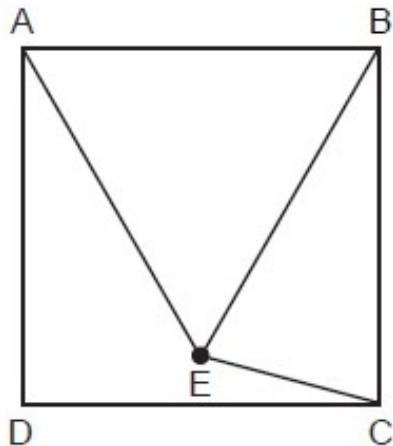
18. In parallelogram $ABCD$ shown below, the bisectors of $\angle ABC$ and $\angle DCB$ meet at E , a point on \overline{AD} .
 If $m\angle A = 68^\circ$, determine and state $m\angle BEC$.



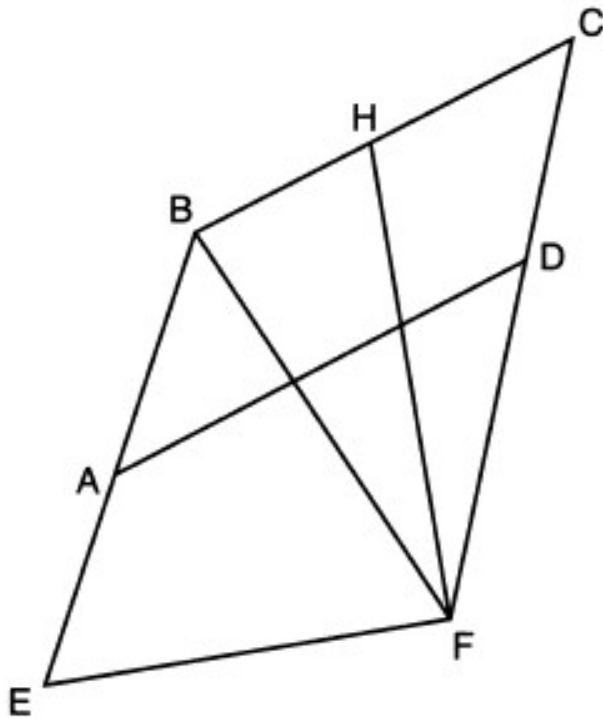
19. In the diagram below of parallelogram $ABCD$, diagonal \overline{BD} and \overline{EF} are drawn, $\overline{EF} \perp \overline{DC}$, $m\angle DAB = 111^\circ$, and $m\angle DBC = 39^\circ$. What is $m\angle DEF$?



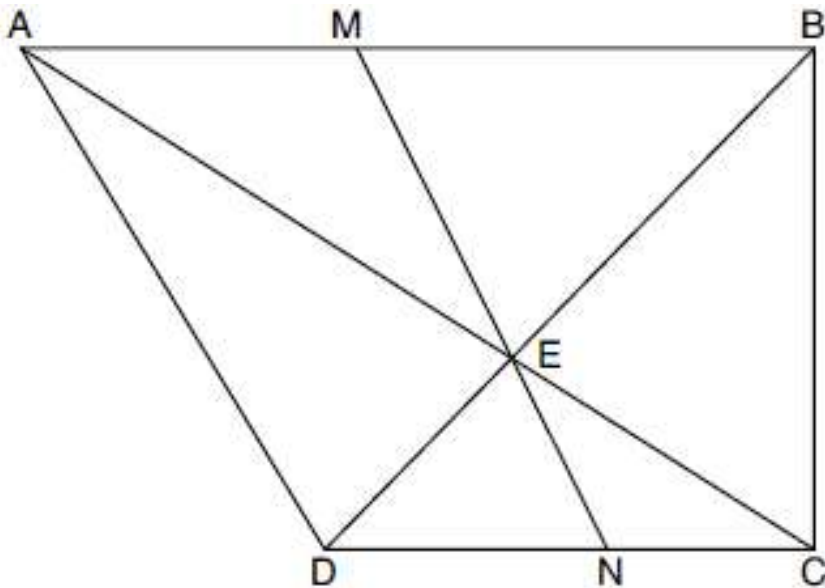
20. In the diagram below, point E is located inside square $ABCD$ such that $\triangle ABE$ is equilateral, and \overline{CE} is drawn. What is $m\angle BEC$?



21. Quadrilateral $EBCF$ and \overline{AD} are drawn below, such that $ABCD$ is a parallelogram, $\overline{EB} \cong \overline{FB}$, and $\overline{EF} \perp \overline{FH}$. If $m\angle E = 62^\circ$ and $m\angle C = 51^\circ$, what is $m\angle FHB$?




22. Trapezoid $ABCD$, where $\overline{AB} \parallel \overline{CD}$, is shown below. Diagonals \overline{AC} and \overline{DB} intersect \overline{MN} at E , and $\overline{AD} \cong \overline{AE}$. If $m\angle DAE = 35^\circ$, $m\angle DCE = 25^\circ$, and $m\angle NEC = 30^\circ$, determine and state $m\angle ABD$.



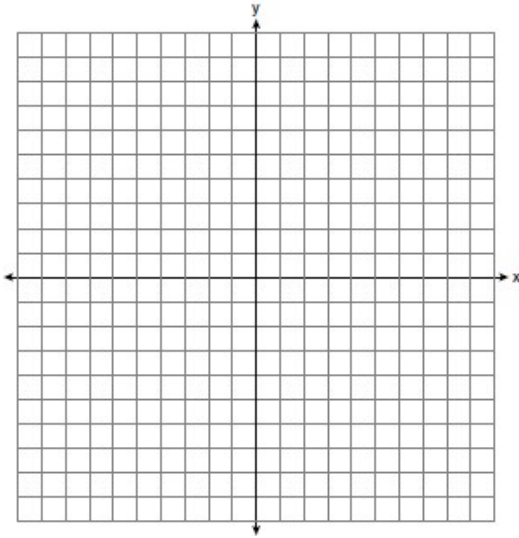
Calculating Distance

$$\text{Distance (Length)} = \sqrt{\Delta x^2 + \Delta y^2} = \sqrt{(x_2 - x_1)^2 + (y_2 - y_1)^2}$$

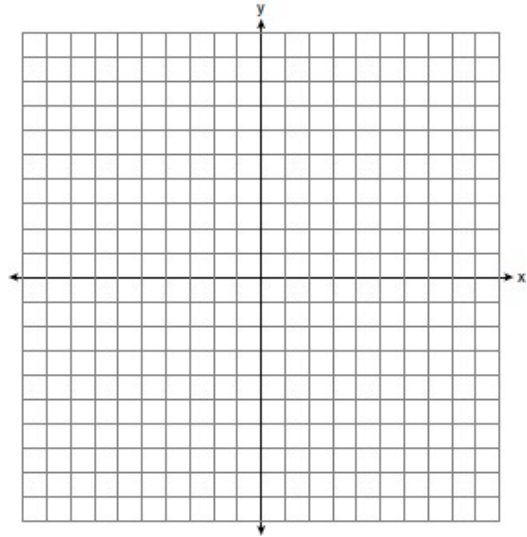


Calculate the distance between the following sets of points. Express in simplest radical form

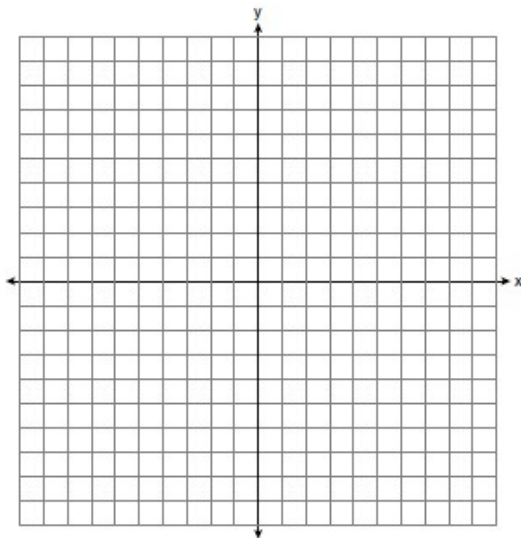
1. (5,1) and (2,5)



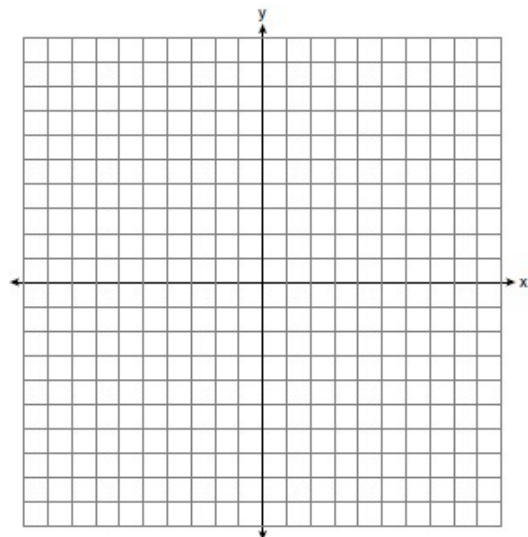
2. (9,1) and (1,-5)




3. (2,5) and (-1,8)



4. (3,1) and (9,0)





Adding Radicals

Reduce first so they have the same radicand
Add coefficients, keep radicand

Perfect Squares

Express each of the following in simplest radical form

1. $\sqrt{50} + \sqrt{50}$

2. $\sqrt{32} + \sqrt{32}$

1

4

9

16

25

36

3. $\sqrt{63} + \sqrt{28}$

4. $\sqrt{45} + \sqrt{125}$

49

64

81

100

5. $3\sqrt{18} + 2\sqrt{72}$

6. $5\sqrt{27} + 2\sqrt{75}$

7. $2\sqrt{200} + 2\sqrt{18}$


8. $4\sqrt{12} + 3\sqrt{48}$

9. $4\sqrt{80} + 2\sqrt{45} + 12$

10. $4\sqrt{75} + 8 + 3\sqrt{24}$

11. $3\sqrt{50} + 2\sqrt{75} + 4\sqrt{8}$

12. $2\sqrt{294} + 3\sqrt{216} + 2\sqrt{180} + 6$



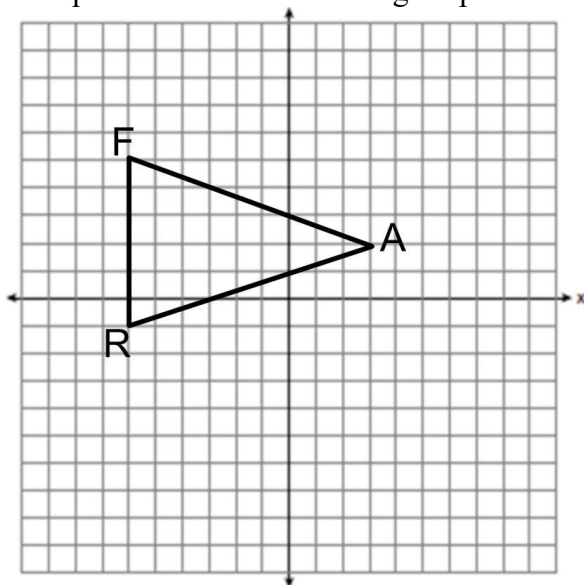
Perimeter with Coordinate Geometry

Find the length of each side. If side is straight, count the boxes. If side is sloped, use distance formula.

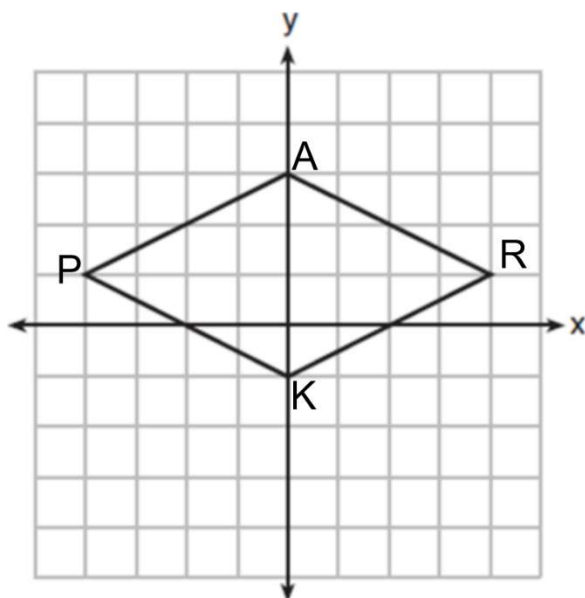
To add them together, reduce the radicals, then combine coefficients. Do not combine unlike terms.

Find the perimeter of the following shapes in simplest radical form.

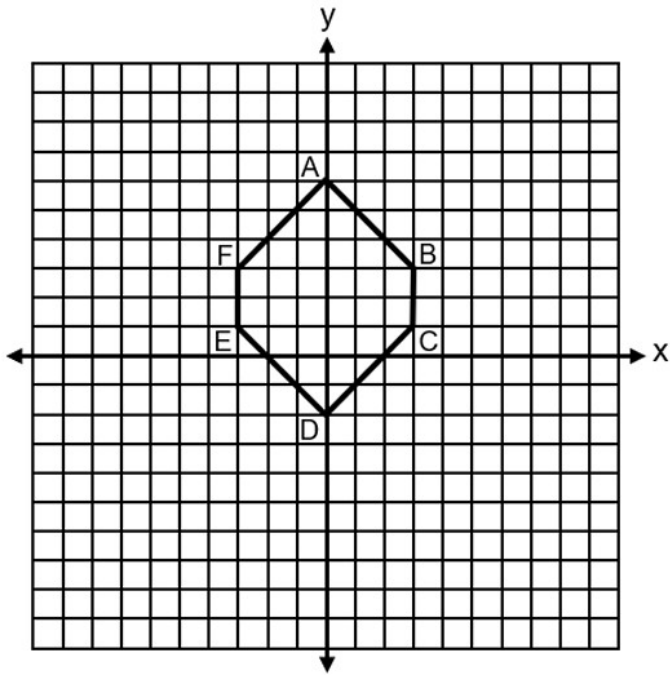
1.



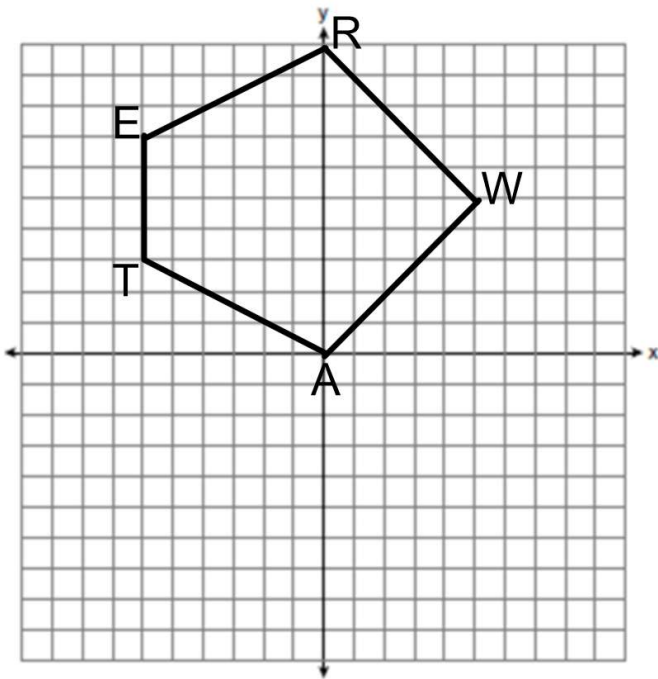
2.



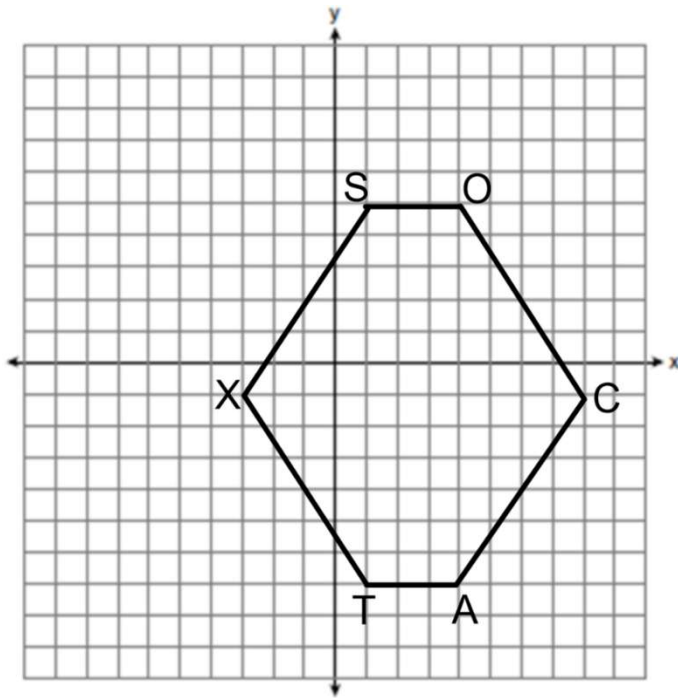
3.



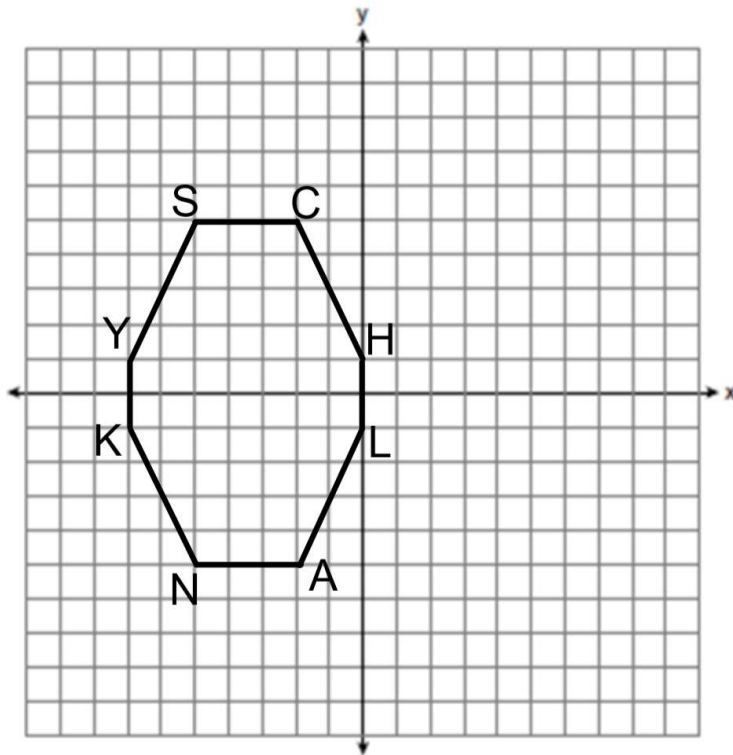
4.



5.

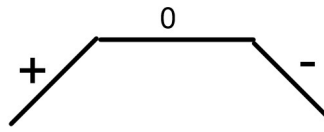


6.




Calculating Slope

$$\text{Slope} = \frac{\Delta y}{\Delta x} = \frac{y_2 - y_1}{x_2 - x_1}$$

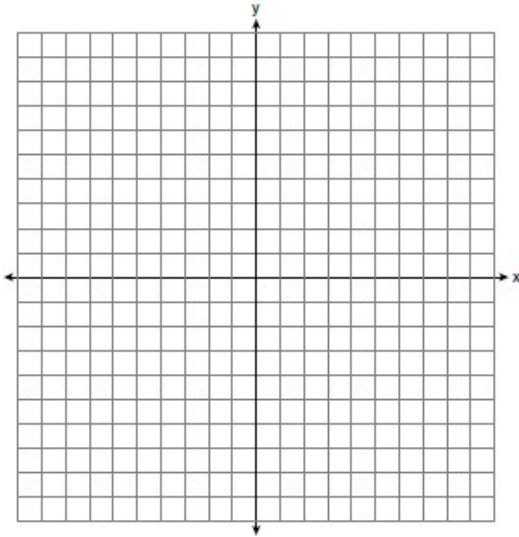


No Slope

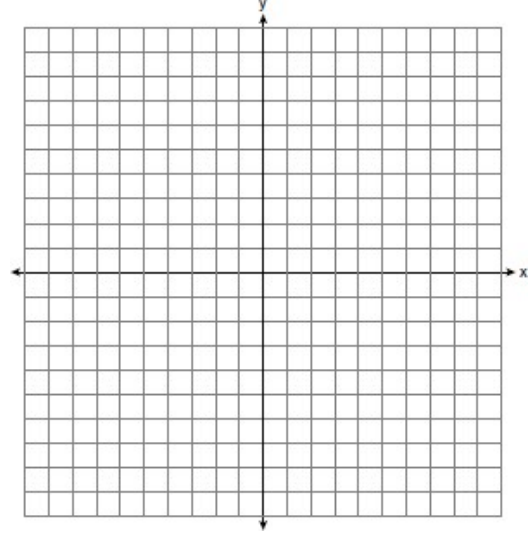


Calculate the slopes between the following sets of points. Express

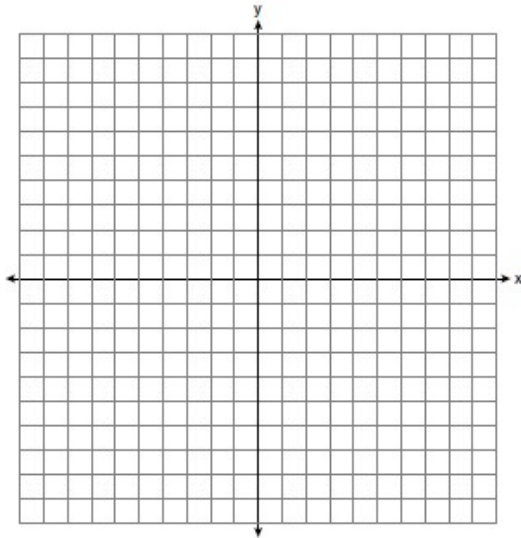
1. (5,1) and (2,5)



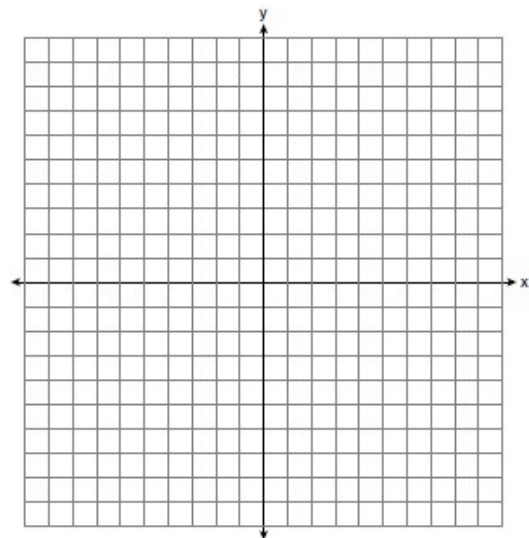
2. (9,1) and (1,-5)



3. (3,10) and (-1,8)



4. (3,1) and (9,-1)



Creating Parallelograms

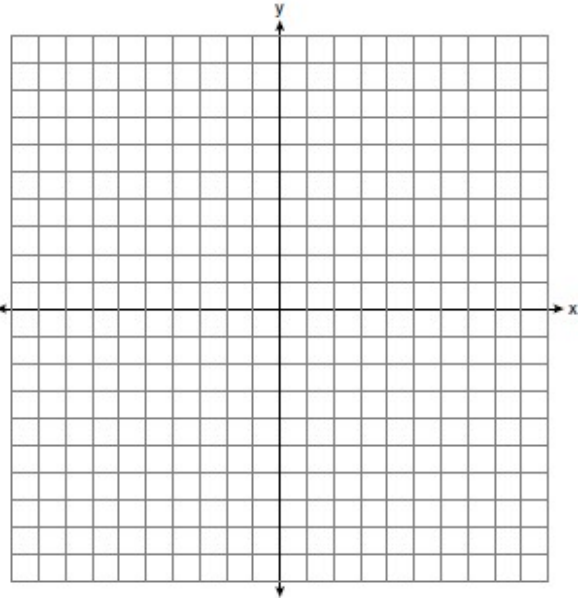
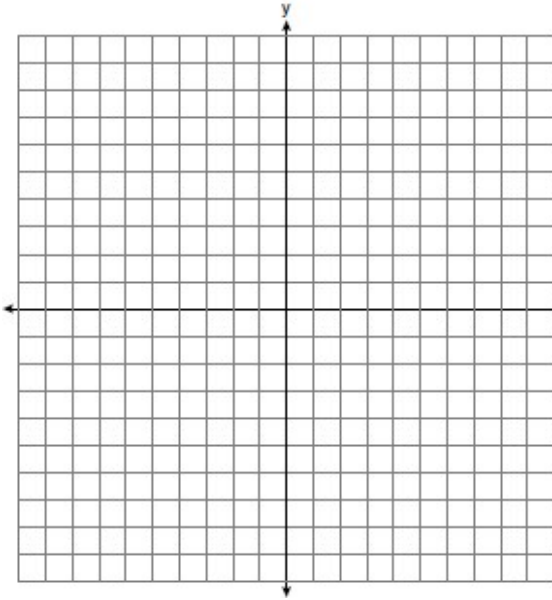
-Find the approximate location of the fourth point.

-Count out the opposite side and apply it to the third point to find the fourth point.

For each of the following, find point D such that ABCD is a rectangle.

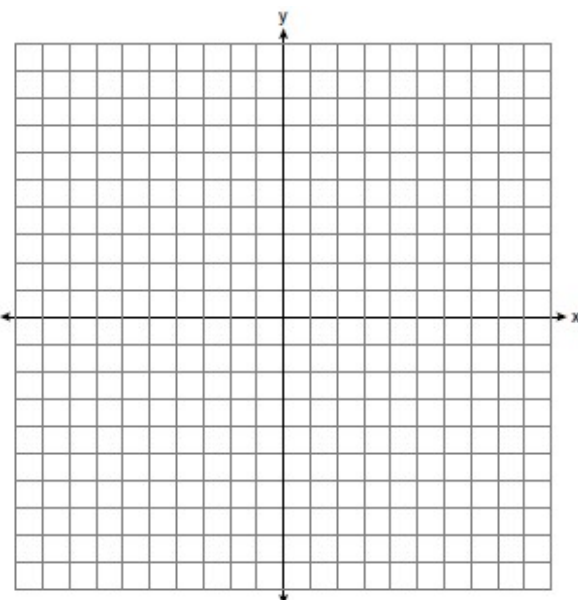
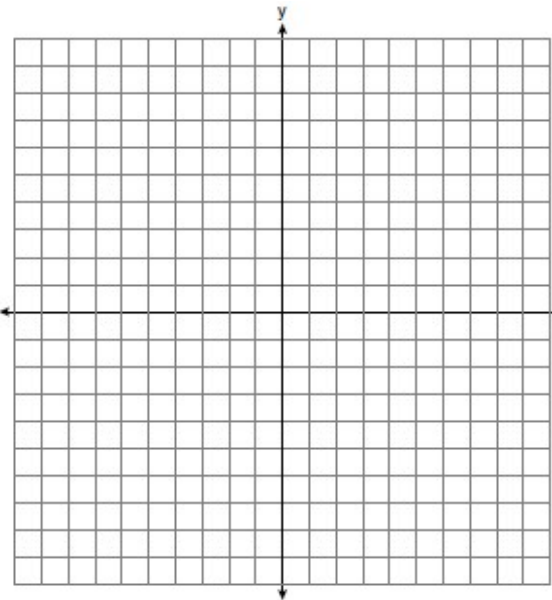
1. $A(2,1)$, $B(3,3)$, $C(7,1)$

2. $A(-2,4)$, $B(1,6)$, $C(5,0)$



3. $A(-2,-4)$, $B(3,0)$, $C(7,-5)$

4. $A(-4,2)$, $B(-1,3)$, $C(2,-6)$





Coordinate Geometry Proofs

$$\text{Distance (Length)} = \sqrt{\Delta x^2 + \Delta y^2} = \sqrt{(x_2 - x_1)^2 + (y_2 - y_1)^2}$$

$$\text{Slope} = \frac{\Delta y}{\Delta x} = \frac{y_2 - y_1}{x_2 - x_1}$$

$$\text{Midpoint} = (\text{average } x, \text{average } y) = \left(\frac{x_1 + x_2}{2}, \frac{y_1 + y_2}{2} \right)$$

How do you prove...?

...an **isosceles triangle**? (2 Distances)

Two Congruent Sides

... a **right triangle**? (3 Distances)

Show the sides fit into Pythagorean Theorem

... a **parallelogram**? (4 Distances)

Two Pairs of Opposite Sides Congruent

... a **rhombus**? (4 Distances)

All Sides Congruent

... a **rectangle**? (6 Distances)

1) Two Pairs of Opposite Sides Congruent

2) Diagonals Congruent

... a **square**? (6 Distances)

1) All Sides Congruent

2) Diagonals Congruent

... a **trapezoid**? (4 Slopes)

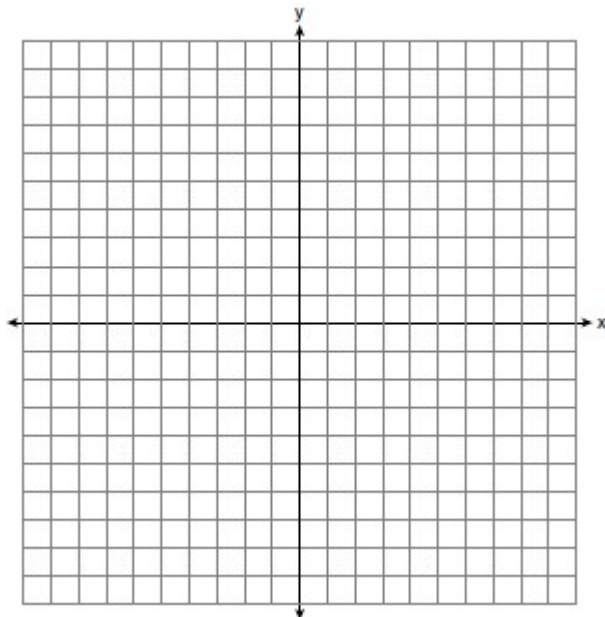
1) 1 pair of opposite sides parallel

... an **isosceles trapezoid**? (4 Slopes, 2 Distances)

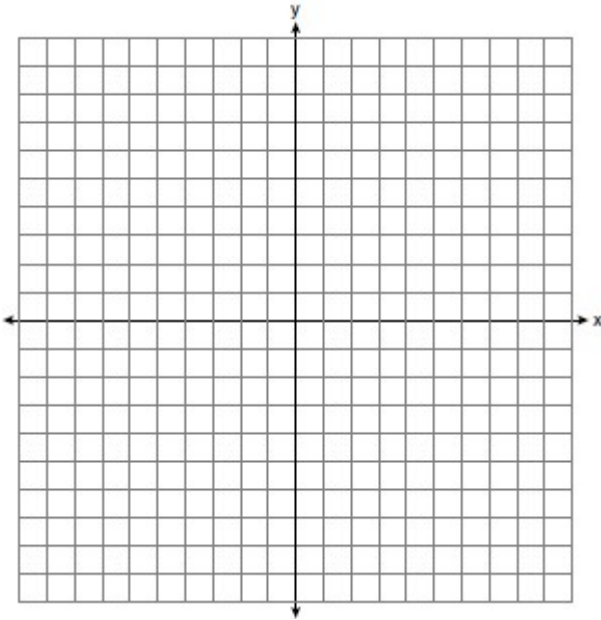
1) 1 pair of opposite sides parallel

2) Congruent Legs

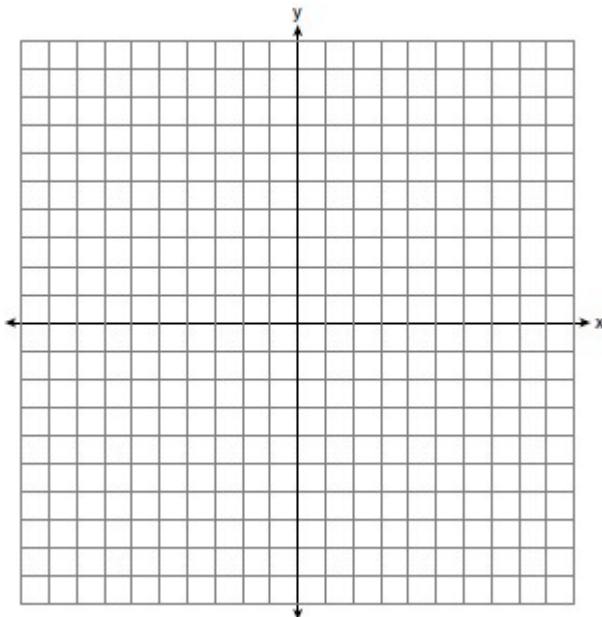
1. Graph the quadrilateral MATH: M(-2, -3) A(-1, 3) T(4, 6), H(3, 0). Prove that MATH **IS** a parallelogram but is **NOT** a rectangle.



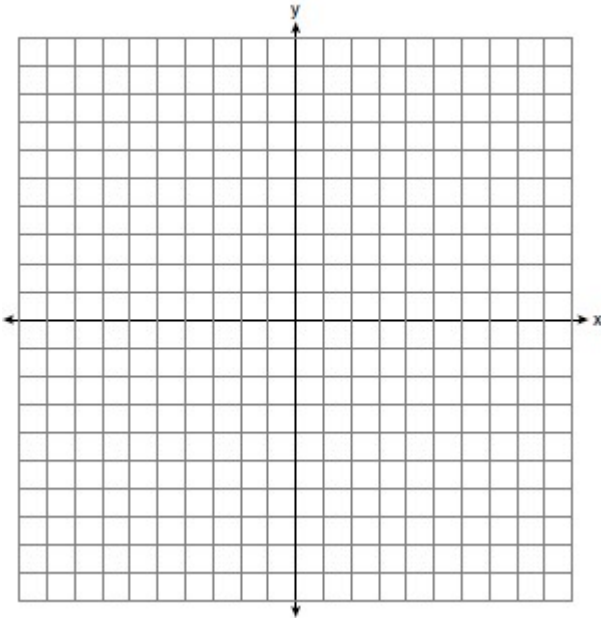
2. A triangle has vertices $A(-2, 4)$, $B(6, 2)$, and $C(1, -1)$. Prove that $\triangle ABC$ is an isosceles right triangle. [The use of the set of axes below is optional.]



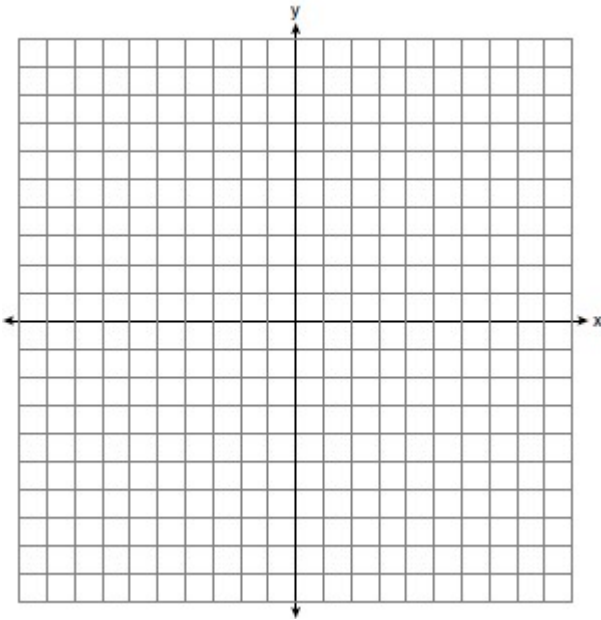
3. Quadrilateral $PQRS$ has vertices $P(-2, 3)$, $Q(3, 8)$, $R(4, 1)$, and $S(-1, -4)$. Prove that $PQRS$ is a rhombus. Prove that $PQRS$ is *not* a square. [The use of the set of axes below is optional.]



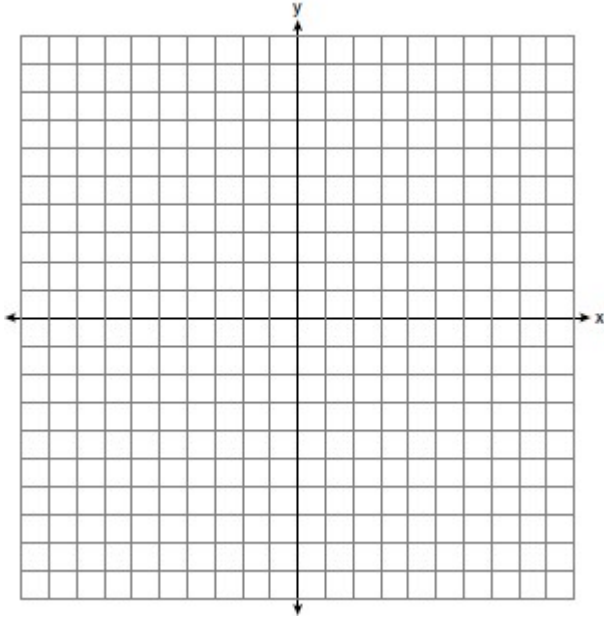
4. The vertices of quadrilateral $MATH$ have coordinates $M(-4, 2)$, $A(-1, -3)$, $T(9, 3)$, and $H(6, 8)$. Prove that quadrilateral $MATH$ is a rectangle but not a square. [The use of the set of axes below is optional.]



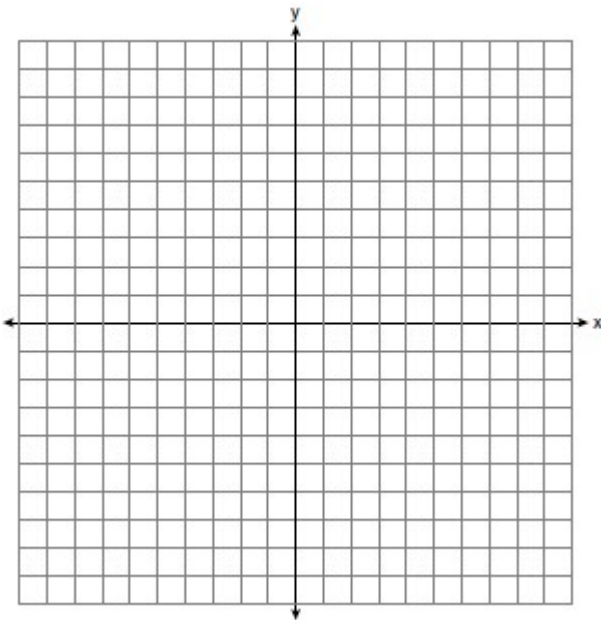
5. Triangle ABC has vertices with coordinates $A(-1, -1)$, $B(4, 0)$, and $C(0, 4)$. Prove that $\triangle ABC$ is an isosceles triangle but *not* an equilateral triangle. [The use of the set of axes below is optional.]



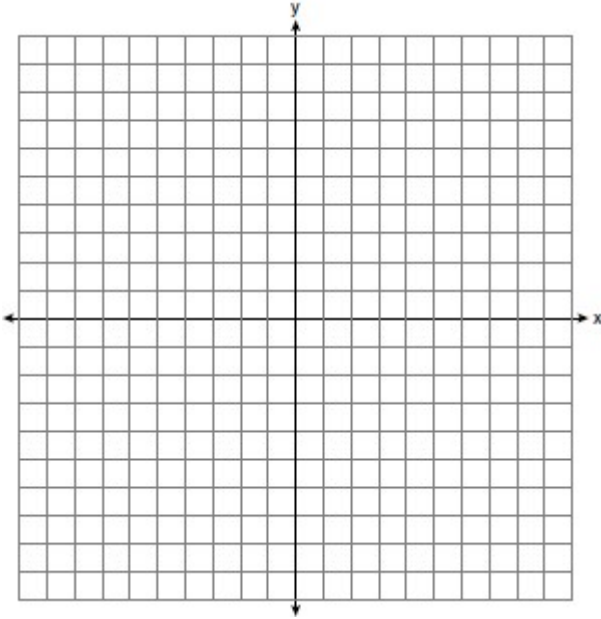
6. Quadrilateral DEFG has vertices $D(1,3)$ $E(-1,1)$ $F(-1,-2)$ $G(4,3)$. Prove that DEFG is an isosceles trapezoid.



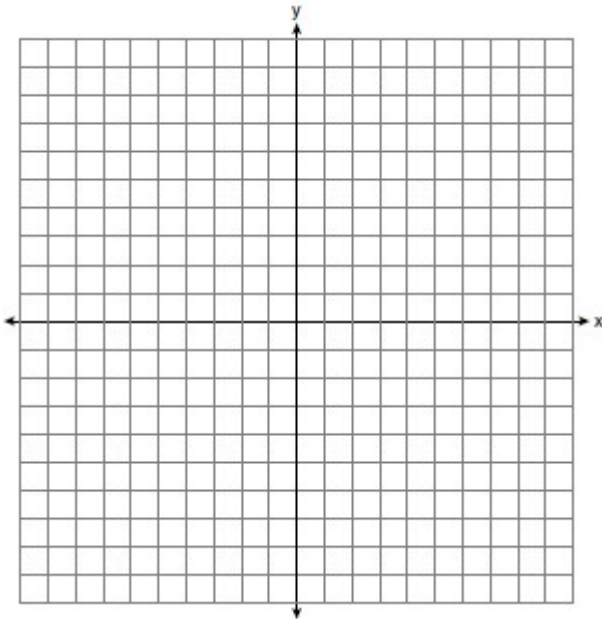
7. Quadrilateral ABCD has vertices $A(3,1)$ $B(-3,5)$ $C(5,4)$ and $D(2,6)$. Prove quadrilateral ABCD is a trapezoid but *not* an isosceles trapezoid.



8. In the coordinate plane, the vertices of $\triangle RST$ are $R(6, -1)$, $S(1, -4)$, and $T(-5, 6)$. Prove that $\triangle RST$ is a right triangle. State the coordinates of point P such that quadrilateral $RSTP$ is a rectangle. Prove that your quadrilateral $RSTP$ is a rectangle. [The use of the set of axes below is optional.]



9. In the coordinate plane, the vertices of triangle PAT are $P(-1, -6)$, $A(-4, 5)$, and $T(5, -2)$. Prove that $\triangle PAT$ is an isosceles triangle. [The use of the set of axes below is optional.] State the coordinates of R so that quadrilateral $PART$ is a parallelogram. Prove that quadrilateral $PART$ is a parallelogram.



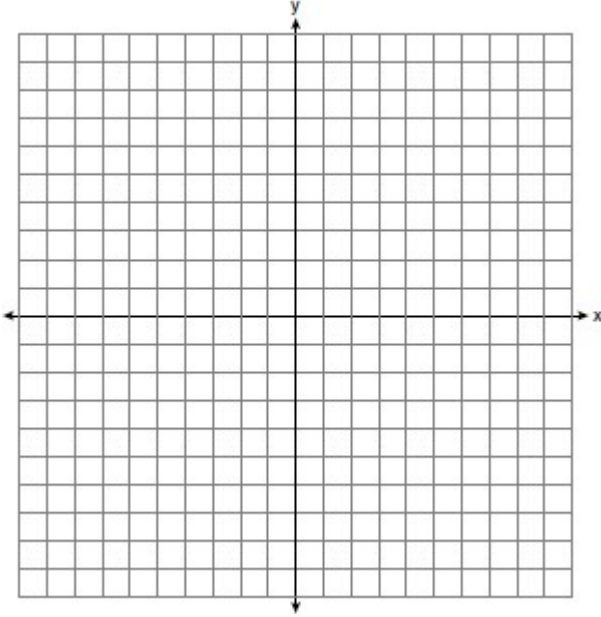
10. Given: Triangle DUC with coordinates $D(-3, -1)$, $U(-1, 8)$, and $C(8, 6)$

Prove: $\triangle DUC$ is a right triangle

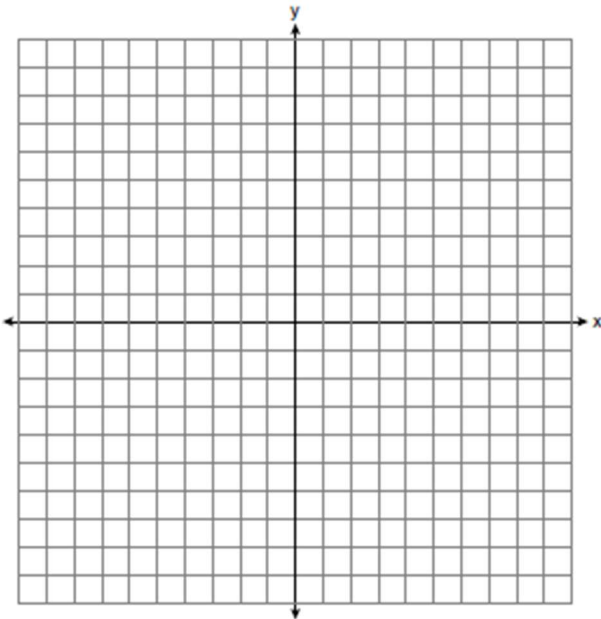
Point U is reflected over \overline{DC} to locate its image point, U' , forming quadrilateral $DUCU'$.


Prove quadrilateral $DUCU'$ is a square.

[The use of the set of axes below is optional.]



11. Triangle PET has vertices with coordinates $P(-6, 4)$, $E(6, 8)$, and $T(-4, -2)$. Prove $\triangle PET$ is a right triangle. State the coordinates of N , the image of P , after a 180° rotation centered at $(1, 3)$. Prove $PENT$ is a rectangle. [The use of the set of axes below is optional.]





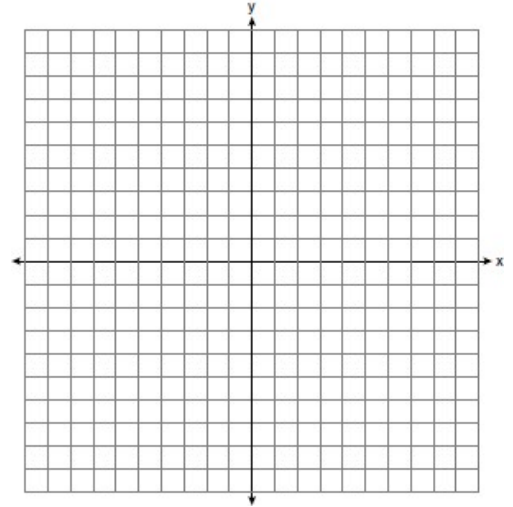
Coordinate Geometry Applications

$$\text{Slope: } m = \frac{\Delta y}{\Delta x}$$

$$\text{Distance: } d = \sqrt{\Delta x^2 + \Delta y^2}$$

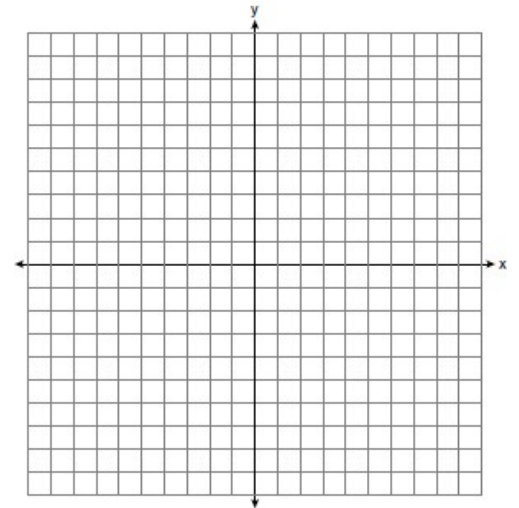
1. A quadrilateral has vertices with coordinates $(-3, 1)$, $(0, 3)$, $(5, 2)$, and $(-1, -2)$. Which type of quadrilateral is this?

- 1) rhombus
- 2) rectangle
- 3) square
- 4) trapezoid



2. Quadrilateral ABCD has coordinates $A(2,0)$, $B(6,-4)$, $C(10,0)$, and $D(6,4)$. ABCD *cannot* be

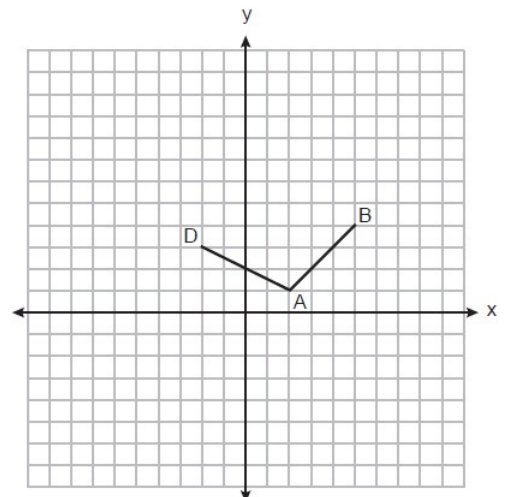
- 1) rhombus
- 2) rectangle
- 3) square
- 4) trapezoid



3. On the set of axes below, the coordinates of three vertices of trapezoid ABCD are $A(2, 1)$, $B(5, 4)$, and $D(-2, 3)$.

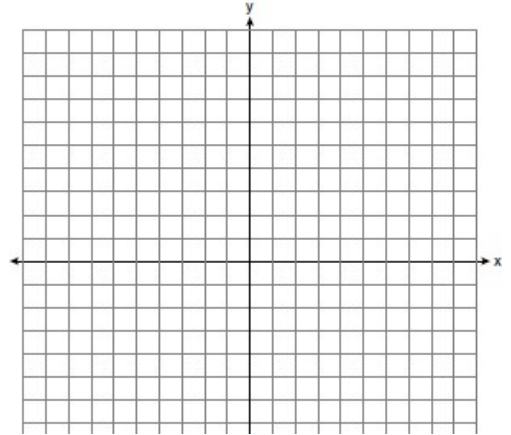
Which point could be vertex C?

- | | |
|--------------|--------------|
| 1) $(1, 5)$ | 3) $(-1, 6)$ |
| 2) $(4, 10)$ | 4) $(-3, 8)$ |



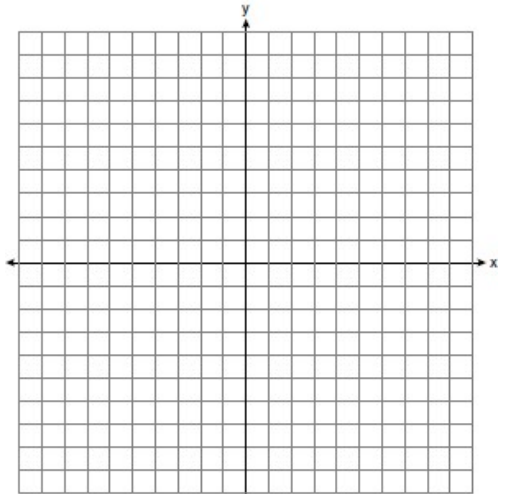
4. Parallelogram $ABCD$ has coordinates $A(0, 7)$ and $C(2, 1)$. Which statement would prove that $ABCD$ is a rhombus?

- 1) The midpoint of \overline{AC} is $(1, 4)$.
- 2) The length of \overline{BD} is $\sqrt{40}$.
- 3) The slope of \overline{BD} is $\frac{1}{3}$.
- 4) The slope of \overline{AB} is $\frac{1}{3}$.



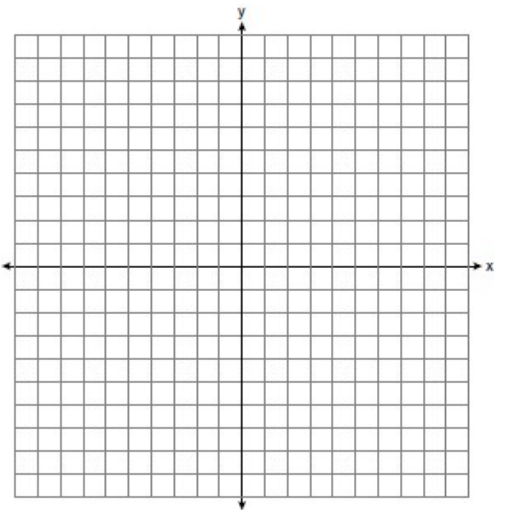
5. Parallelogram $QRST$ has coordinates $Q(-3, 2)$ and $S(6, 0)$. Which statement would prove that $QRST$ is a rectangle?

- 1) The slope of \overline{RT} is $\frac{9}{2}$
- 2) The length of \overline{RT} is $\sqrt{85}$
- 3) The midpoint of \overline{RT} is $(1.5, 1)$
- 4) $\overline{QR} \cong \overline{ST}$

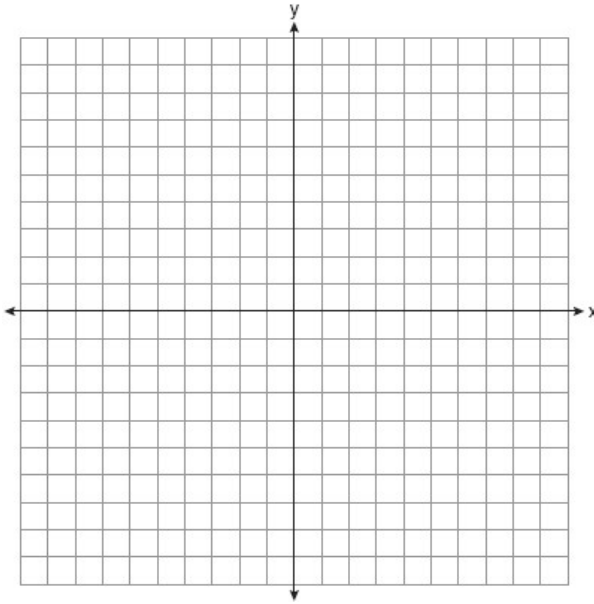


6. The diagonals of rhombus $TEAM$ intersect at $P(2, 1)$. If the equation of the line that contains diagonal \overline{TA} is $y = -x + 3$, what is the equation of a line that contains diagonal \overline{EM} ?

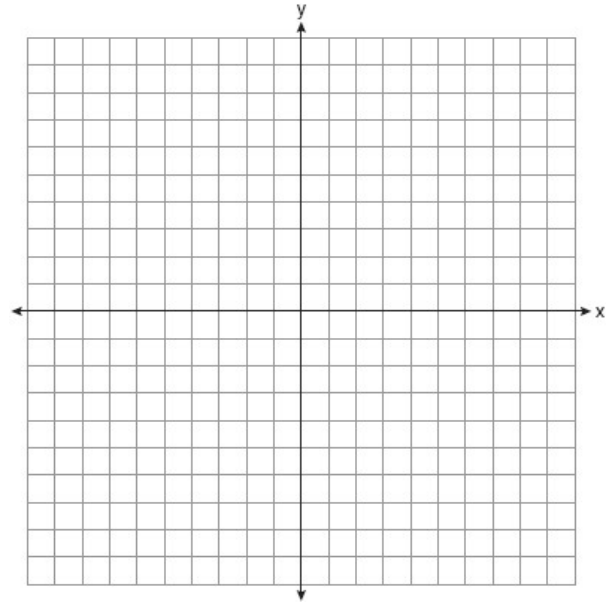
- 1) $y = x - 1$
- 2) $y = x - 3$
- 3) $y = -x - 1$
- 4) $y = -x - 3$



7. Square PQRS has diagonal \overline{PR} with P(-3,6) and R(1,2).
Find the coordinates of Q and S.

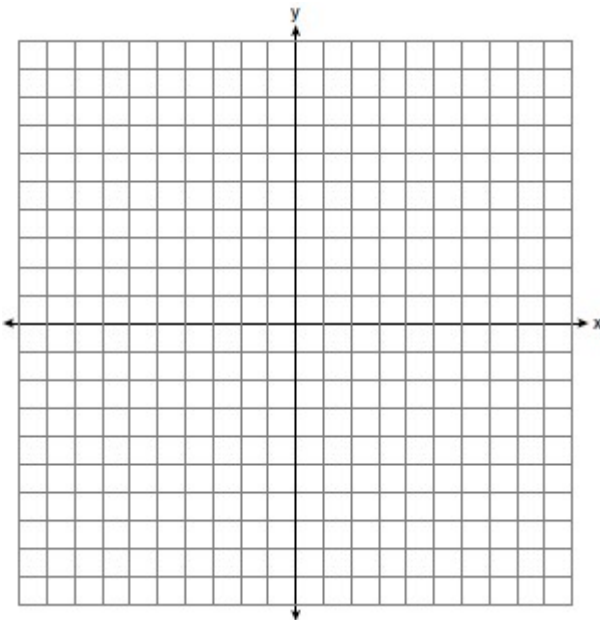


8. In square GEOM, the coordinates of G are (2,-2) and the coordinates of O are (-4,2). Determine and state the coordinates of vertices E and M.

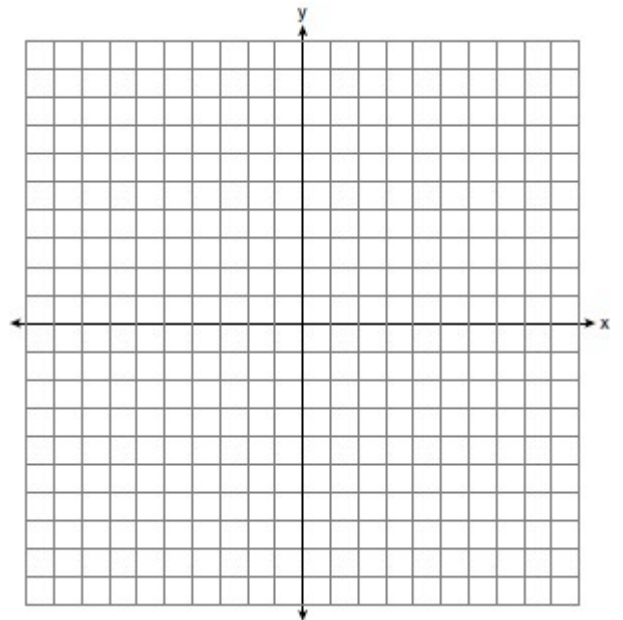


9. Rectangle ABCD has two vertices at coordinates A(-1,-3) and B(6,5). The slope of \overline{BC} is

- 1) $-\frac{7}{8}$
- 2) $\frac{7}{8}$
- 3) $-\frac{8}{7}$
- 4) $\frac{8}{7}$



10. Triangle RST has vertices with coordinates R(-3,-2), S(3,2) and T(4,-4). Determine and state an equation of the line that passes through point S and is parallel to \overline{RT} .

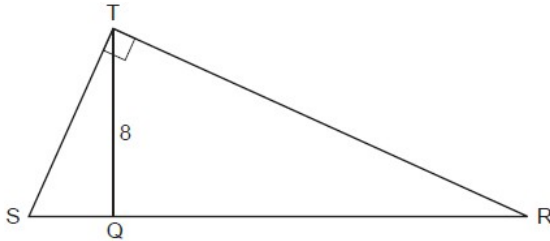




Ratios

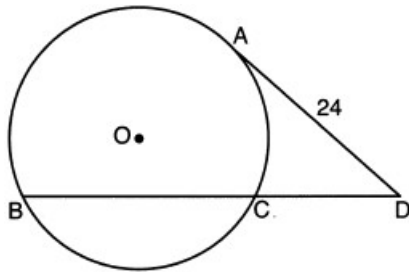
If you see a ratio, put an x behind each number!

1. Right triangle STR is shown below, with $m\angle T = 90^\circ$. Altitude \overline{TQ} is drawn to \overline{SR} , and $TQ = 8$. If the ratio $SQ:QR$ is 1:4, determine and state the length of \overline{SR} .



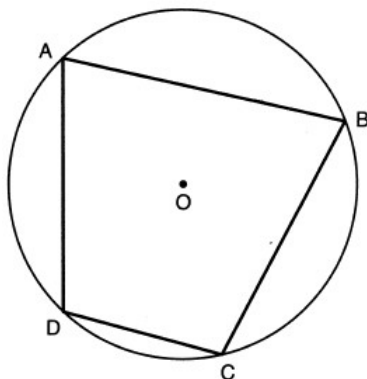
2. Circle O is drawn below with secant \overline{BCD} . The length of tangent \overline{AD} is 24. If the ratio of $DC:CB$ is 4:5, what is the length of \overline{CB} ?

- 1) 36
- 2) 20
- 3) 16
- 4) 4



3. The ratio of the measures of the angles of a triangle is 2:3:5. Find the measure of the *smallest* angle of the triangle.

4. In the diagram below, quadrilateral $ABCD$ is inscribed in circle O , and $m\widehat{CD}:m\widehat{DA}:m\widehat{AB}:m\widehat{BC} = 2:3:5:5$. Determine and state $m\angle B$.



DDYV CCA

Reference Sheet for Geometry (NGLS)

Density $d = \frac{\text{mass}}{\text{volume}}$
 Population Density: $\frac{\text{pop.}}{\text{area}}$

$y - y_1 = m(x - x_1)$

$A = \frac{\theta \pi r^2}{360}$ $L = \frac{\theta \pi r}{360}$

Area of a Circle Arc Length

Cylinder	$V = Bh$ where B is the area of the base
General Prism	$V = Bh$ where B is the area of the base
Sphere	$V = \frac{4}{3}\pi r^3$
Cone	$V = \frac{1}{3}Bh$ where B is the area of the base
Pyramid	$V = \frac{1}{3}Bh$ where B is the area of the base

Volume

Rectangular Prism
 Triangular Prism
 Pyramid

$V = lwh$
 $V = \frac{1}{2}lwh$
 $V = \frac{1}{3}lwh$

Cylinder $V = \pi r^2 h$
 Cone $V = \frac{1}{3}\pi r^2 h$

$2(EA) = \text{major} - \text{minor}$ arcs and angles
 $2(LA) = \text{arc} + \text{arc}$

part-part = part-part segments
 whole-exterior = whole-exterior

Triangle Area
 $A = \frac{1}{2}ab \sin C$